
2020

ANNUAL REPORT

MARYLAND DEPARTMENT OF STATE POLICE
MARYLAND VEHICLE THEFT PREVENTION COUNCIL



LARRY HOGAN
Governor

BOYD K. RUTHERFORD
Lt. Governor

COLONEL WOODROW W. JONES III
Superintendent, Maryland Department of State Police

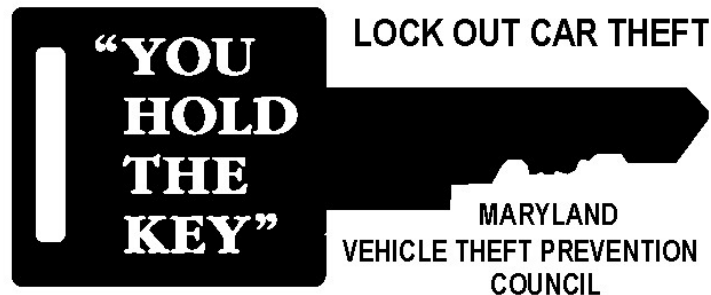
CHRISTOPHER T. McDONOLD
Executive Director



Uniform Crime Report *Crime in the United States*

In the FBI's Uniform Crime Reporting (UCR) Program, motor vehicle theft is defined as the theft or attempted theft of a motor vehicle. In the UCR Program, a motor vehicle is a self-propelled vehicle that runs on land surfaces and not on rails. Examples of motor vehicles include sport utility vehicles, automobiles, trucks, buses, motorcycles, motor scooters, all-terrain vehicles, and snowmobiles. Motor vehicle theft does not include farm equipment, bulldozers, airplanes, construction equipment, or water craft such as motorboats, sailboats, houseboats, or jet skis. The taking of a motor vehicle for temporary use by persons having lawful access is excluded from this definition.

2020
ANNUAL REPORT
OF THE
MARYLAND VEHICLE THEFT PREVENTION COUNCIL
TO THE
GOVERNOR AND LEGISLATURE
OF THE
STATE OF MARYLAND



Larry Hogan
Governor

Boyd K. Rutherford
Lt. Governor

MARYLAND



"Watch Your Car"
Program

FOR MORE INFORMATION, PLEASE CONTACT:

MARYLAND VEHICLE THEFT PREVENTION COUNCIL

1201 Reisterstown Road
Pikesville, MD 21208
Phone (410) 386-3015
1-800-96-THEFT

E-Mail: msp.vtpc@maryland.gov

www.MDAutoTheft.org

COUNCIL MEMBERS

The Vehicle Theft Prevention Council consists of thirteen members appointed by the Governor. The Council includes representatives of law enforcement, prosecutors' offices, automobile insurers, state government, and the general public.

EX OFFICIO MEMBERS

Colonel Woodrow W. Jones III

Secretary, Department of State Police
Chair

Sam J. Abed

Secretary, Department of Juvenile Services

Robert L. Green

Secretary, Department of Public Safety &
Correctional Services

Christine Nizer

Administrator, Motor Vehicle Administration

COUNCIL STAFF MEMBERS

Christopher T. McDonold

Executive Director

Gregory M. Shipley

Director
Department of State Police
Office of Media Communications

Elena Russo

Deputy Director
Department of State Police
Office of Media Communications

REGULAR MEMBERS

James V. Aluisi

Community Representative
Anne Arundel County

Neil Schachter

Community Representative
Baltimore County/Baltimore City

Thomas P. Reich

National Insurance Crime Bureau (NICB)

Victor E. Epps

Nationwide Insurance Company, Foreign
Insurance Carrier Representative

Hon. Scott D. Shellenberger

State's Attorney for Baltimore County

Martin A. Hammond III

Representative
Office of the Governor

Phillip V. Lee

Community Representative
Prince George's County

Larry E. Hinton

Government Employees Insurance Company
(GEICO)

(Vacant)

Law Enforcement Representative

TABLE OF CONTENTS

Executive Summary	1
Nature and Extent of Vehicle Theft in Maryland	2
Statewide Vehicle Theft Prevention Strategies	9
The Council's Impact on Preventing Vehicle Theft	10
Vehicle Theft By The Numbers	12
Vehicle Theft Facts and Tips	14
The Year in Pictures	15

Appendices

A - Jurisdictions Receiving Council Assistance	29
B - Multi-Jurisdictional Task Force Operations	30
C - Washington Area Vehicle Enforcement Accomplishments	31
D - Summary of Grant Recipients	32
E - Grant Award Analysis By Jurisdiction	34
F - Fiscal Summary Report	36
G - Percentages By Jurisdiction	37
H - Maryland Vehicle Thefts	38
I - National Vehicle Theft Totals	39
J - National Vehicle Theft Rates	40
In Their Own Words	43



LARRY HOGAN
GOVERNOR

BOYD K. RUTHERFORD
LT. GOVERNOR

STATE OF MARYLAND
MARYLAND STATE POLICE
1201 REISTERSTOWN ROAD
PIKESVILLE, MARYLAND 21208-3899
410-486-3101
TOLL FREE: 1-800-525-5555
TTY: 410-486-0677



COLONEL
WOODROW W. JONES III
SUPERINTENDENT

May 5, 2021

The Honorable Larry Hogan
Governor of Maryland
100 State Circle
Annapolis, MD 21401

Dear Governor Hogan:

The Vehicle Theft Prevention Council is pleased to present its 2020 Annual Report. This represents the Council's 26th year of service to the citizens of the State of Maryland.

The Council's Programs have proven to be effective in reducing the vehicle theft problem since the Council's inception and implementation of programs. Today, vehicle theft rates are 71% below the 1994 base year. This is the result of outstanding program strategies which emphasize enforcement, education, prosecution and juvenile intervention. These programs have been superbly executed through strong local jurisdictional partnerships.

The staggering cost of vehicle theft in terms of lost property and criminal enterprise remains a real concern. It is also a quality-of-life crime that affects all citizens regardless of social or economic status. The Council remains committed to its charter of reducing the incidents of vehicle theft and its related crimes. Thank you for your continued support of the Vehicle Theft Prevention Council. Working together, we can continue to reduce vehicle theft in the State of Maryland and keep our citizens safe.

Sincerely,

Woodrow W. Jones III
Superintendent

"Maryland's Finest"

EXECUTIVE SUMMARY

The Vehicle Theft Prevention Council (Council) is in its 26th year of service to the citizens of the State of Maryland. Council Programs have proven to be highly effective with a direct correlation to funding levels. From 1995 - 2000, Vehicle Theft Programs were fully funded and vehicle theft decreased 32%. From 2001 - 2004, funding levels were drastically reduced and vehicle theft increased 28%. Full funding levels were restored in 2005, with a corresponding decrease of 67% by 2019. Since the Council's inception in 1994, vehicle theft in Maryland has decreased 71% in total numbers.

WASHINGTON REGION

Of significance, is the high level of vehicle thefts experienced in Prince George's County. Between 2001 - 2004, vehicle theft increased 102% from 8,659 to 18,482. With enhanced funding in FY 2005 - FY 2019, vehicle theft prevention programs were restored in the County. By the end of 2019, vehicle theft had decreased 69% to a level of 4,028 vehicle thefts in the Washington Region.

BALTIMORE REGION

The Council's most prominent success has been in the Baltimore Region. In 1994, 52% of all vehicle thefts in the state occurred in Baltimore City and Baltimore County. The Council's first funded Program was to assist in creating a multi-jurisdictional Task Force between the City and the County which has come to be known as the Baltimore Regional Auto Theft Team, or RATT. This proved to be highly successful; vehicle theft rates in Baltimore City and Baltimore County decreased 50% between 1995 - 2000, while vehicle theft in those areas has since decreased an average of 53%. The RATT concept was duplicated in the Washington Region in 2005 with similar results.

2019 COUNCIL INITIATIVES

In July 2020, the Council awarded 20 grants to a variety of organizations encompassing public awareness and prevention, law enforcement, prosecution, and juvenile intervention for a total of \$1,869,000.00. These grants were focused on the Baltimore/Washington Metropolitan Area where 85% of all vehicle thefts occur. Grants in the Baltimore Region were awarded to Baltimore City, Baltimore County, Anne Arundel County, Harford County, Howard County, and the City of Annapolis. Grant assistance in the Washington Region includes Prince George's County, Montgomery County, and Charles County.

The Council continues to support and administer "Watch Your Car" which is a National Vehicle Theft Prevention Program. The Program is voluntary and allows police to stop vehicles displaying the special "Watch Your Car" decals between the hours of 1:00 a.m. and 5:00 a.m. There are approximately 40,000 Maryland motorists currently registered in the

Program.

The Council also continues to partner with the MD-DC Anti-Car Theft Committee (ACT). ACT is the Council's private sector partner and provides free "VIN Etching" and other vehicle theft prevention services which supplement the Council's public awareness efforts.

CONCLUSION

Based upon funding levels, the Council has been successful in providing planning and fiscal resources to state, local jurisdictions, and community organizations whose effort, in turn, have reduced vehicle theft rates. Our goal is not only to continue to reverse the vehicle theft trend, but to continue to manage the problem in the future.

***The Council
awarded 20
grants for
FY2021...for a
total of
\$1,869,000.00.***



THE NATURE AND EXTENT OF VEHICLE THEFT IN MARYLAND

After four years of significant increase between 2000 - 2004, Maryland has experienced a 64% percent reduction in vehicle theft since 2005. In 1999, Maryland had a total of 26,063 vehicle thefts, a decrease of 32% over 1994. Total thefts rose to 36,406 in 2003 representing an increase of 10,339 stolen vehicles. In 2004, we saw a slight decrease of 545 stolen vehicles, or -1.5%. In 2019, thefts had decreased to 11,255, or a 64% decrease over 2005. In economic terms, this decrease is significant. Based on the \$8,886.00 UCR average price of a stolen vehicle*, decreases in thefts since 1994 translates to an economic savings of \$239,379,954 to Maryland citizens.

THE NATURE OF VEHICLE THEFT

Vehicle theft is primarily a crime of opportunity. Victims often fail to employ even the most modest precautions to deter theft. Frequently, victims either do not lock the vehicle, leave the vehicle with the keys in the ignition, or occasionally, both. Several surveys indicate that many cases of vehicle theft result from such carelessness. Surveys across the State of Maryland, reveal that about 50% of recovered stolen vehicles had the key (or key fob) in the car at the time of their recovery. Thus, the perpetrators often steal a vehicle with little effort.

PERPETRATORS

Auto theft can best be understood by the perpetrator's motivations. Thefts can be distributed into four distinct groups. In most cases, vehicles are stolen either for the resale or distribution of parts, for transportation purposes, for the commission of other crimes, or for exportation. Of these four factors, the greatest threats to Maryland citizens are the destruction of vehicles for parts and exportation. The operation of "chop shops" and exportation allows for the complete destruction of vehicles often resulting in a total loss for the owner. In the other two instances (transportation purposes and the use of vehicles to commit other crimes) the destruction of the vehicle is generally not as certain and the large majority are recovered.

During 2019, 83% of the motor vehicle thefts were cars, 6% were trucks and buses, and 11% were other motor vehicles. Motor vehicle thefts accounted for 9.5% of property crime and 7.7% of the crime index. There were 186.2 motor vehicle thefts per 100,000 population.

The 2019 Maryland UCR provided final arrest statistics for vehicle theft. In comparing 2018 to 2019 data, arrests for vehicle theft decreased from 2,100 in 2018 to 1,850 in 2019. The perpetrators, according to the 2019 UCR, were 81.4% male and 18.6% female; with 25.8% being white, 74.0% African American, 0.2% American Indian, Asian, and Pacific Islander. 29.6% of those arrested for vehicle theft were juveniles.

LOCATION OF THEFT

Historical data indicates that vehicle thefts often occur in two distinct areas that conform to a time frame. In most circumstances, thefts occur either in residential areas in the late evening and early morning hours, or in commercial areas in the mid-day hours. In both cases, the perpetrators easily elude observation.

RECOVERY & VEHICLE THEFT

Often, the location of the recovery provides law enforcement officials with valuable information on the nature of the crime. In rural areas, vehicles are often abandoned in fields. Vehicles left in suburban and urban areas generally are found on the street, as if parked. In 2019, 72.0% of reported stolen vehicles were recovered at a value of \$72,012,144.

This rather substantial recovery rate suggests that most vehicle theft instances are related either to transportation purposes or to the use of a vehicle to commit other crimes.

Decreases in thefts since '94 translates to an economic savings of \$239,379,954.00



TYPES OF VEHICLES STOLEN

Although vehicle theft is primarily a crime of opportunity, perpetrators often favor particular makes and models. The following list ranks, according to information received by the Council, the ten most common vehicles stolen in the area of occurrence.

Top 10 Stolen Vehicles in Maryland:

1. Honda Accord	2013
2. Toyota Camry	2014
3. Honda Civic	2012
4. Nissan Altima	2015
5. Ford Pickup (Full Size)	2006
6. Toyota Corolla	2016
7. Dodge Caravan	2003
8. Hyundai Elantra	2017
9. Hyundai Sonata	2013
10. Nissan Sentra	2017

Top 10 Stolen Nationwide:


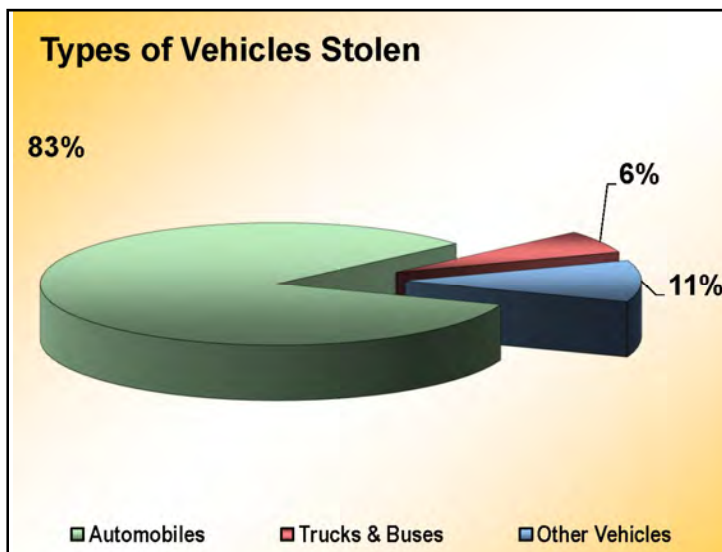
1. Ford Pickup (Full Size)	2006
2. Honda Civic	2000
3. Chevrolet Pickup (Full Size)	2004
4. Honda Accord	1997
5. Toyota Camry	2007
6. Nissan Altima	2015
7. Toyota Corolla	2018
8. Dodge Pickup (Full Size)	2001
9. GMC Pickup (Full Size)	2018
10. Honda CR-V	2001

CARJACKINGS

In 2019, there were 807 carjackings, a 10.4% increase from the 731 reported in 2018, and the 822 reported in 2017. It has previously been hypothesized that, as public awareness programs increase and anti-theft devices become more popular, carjackings would also increase. However, recent data does not support this hypothesis. From 1994 - 2000, vehicle theft decreased 36% and carjackings decreased 44%.

From 2005 - 2019, vehicle theft decreased 64% and carjacking decreased 45%. The nature of vehicle theft and vehicle robbery differ drastically. Whereas vehicle theft is a crime of opportunity, vehicle robbery presents the perpetrator with intense personal involvement with the victim. In 2019, vehicle theft decreased 10% and carjacking increased 10.4% over the previous year.

In addition, the Council continues to provide additional funding to the Baltimore County Police Department/Regional Auto Theft Team for ongoing efforts to reduce carjackings. Baltimore County has seen a 34% decrease in carjackings since additional funding was provided by the Council.



THE EXTENT OF VEHICLE THEFT

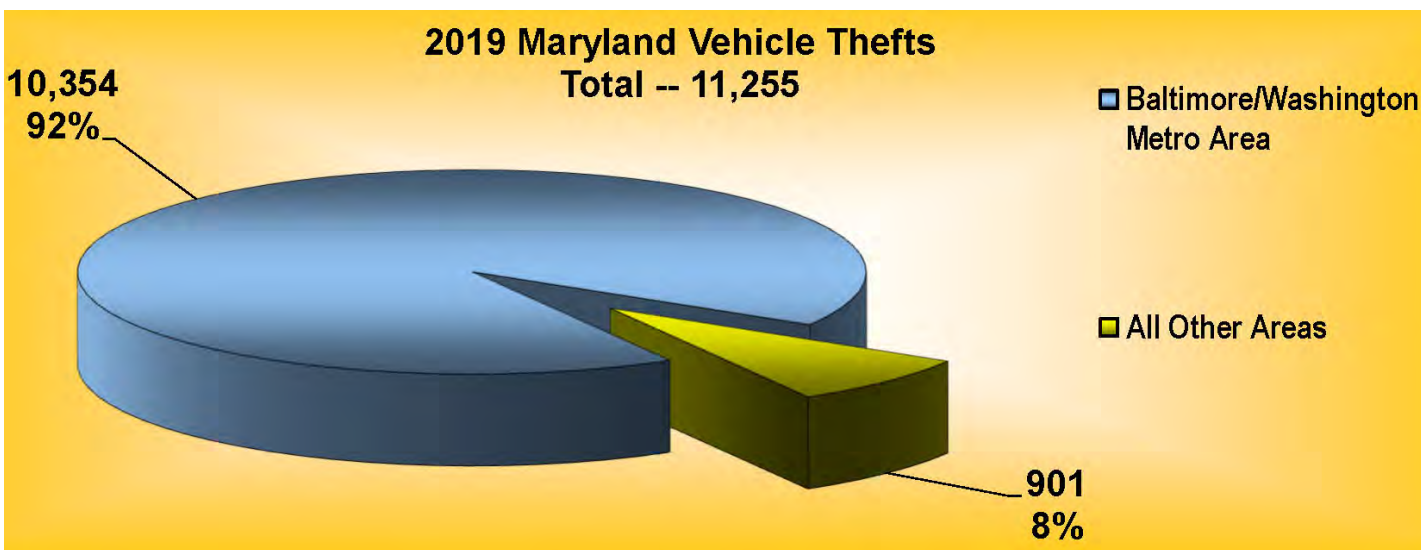
The Baltimore Region has seen decreases in vehicle theft since 1994 levels. The most dramatic decreases can be seen in Howard County, Baltimore County and Harford County. These three areas, respectively, had decreases of 77%, 75% and 71% since the intervention of the Council in 1994. In addition, as part of the Baltimore Metro area, Baltimore City has experienced a 71% decrease, while Anne Arundel County has decreased 64%.

The Washington Region has seen similar success since 1994 with Montgomery County experiencing a 74% decrease, Prince George's County decreasing 71% and Charles County seeing a decrease of 63%.

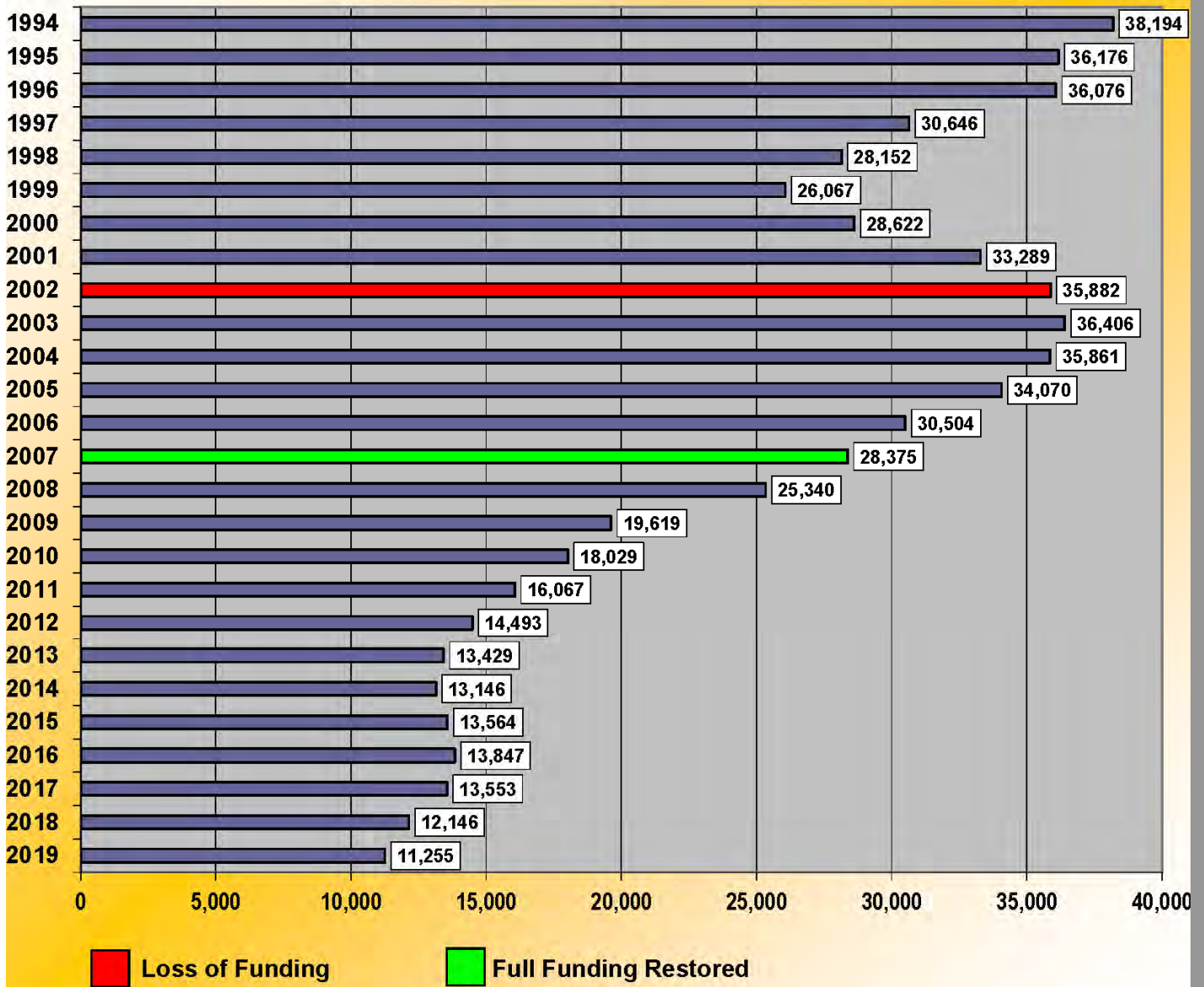
Most non-urban regions of the State experienced decreases in vehicle theft since the inception of the Council. The Western Region (Allegany, Carroll, Frederick, Garrett, and Washington counties) was no exception, with a decrease of 41%. The Eastern Shore Region (Caroline, Cecil, Dorchester, Kent, Queen Anne's, Somerset, Talbot, Wicomico, and Worcester counties) reported a decrease of 52%. The Southern Region (Calvert, Charles, and St. Mary's counties) reported a decrease of 51%. Of note is a 1% increase in St. Mary's County and a 86% decrease in Somerset County, as well as a 84% decrease in Garrett County and a 83% decrease in Talbot County.

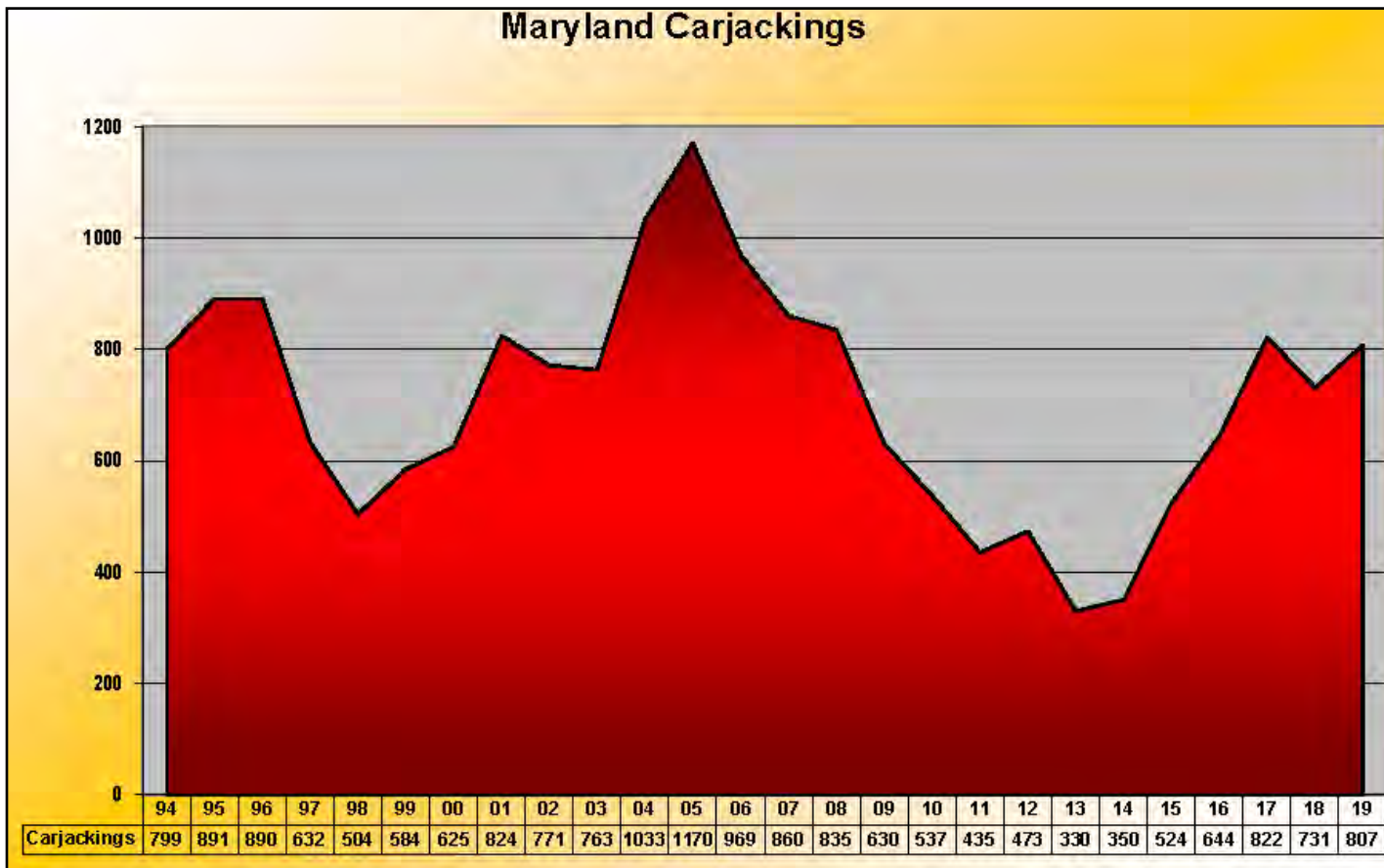
COMPARISON WITH OVERALL CRIME

The trends in vehicle theft during 2019 can be compared to other forms of crime. There were 145,815 total crime incidents reported in 2019 compared to 152,135 in 2018. The crime index total decreased 4.15% in 2019 when compared to 2018. For 2019, the vehicle theft rate in Maryland has decreased 10%. Since the Council's first programs were implemented in 1994, the motor vehicle theft rate has declined 68%.



Maryland Vehicle Theft





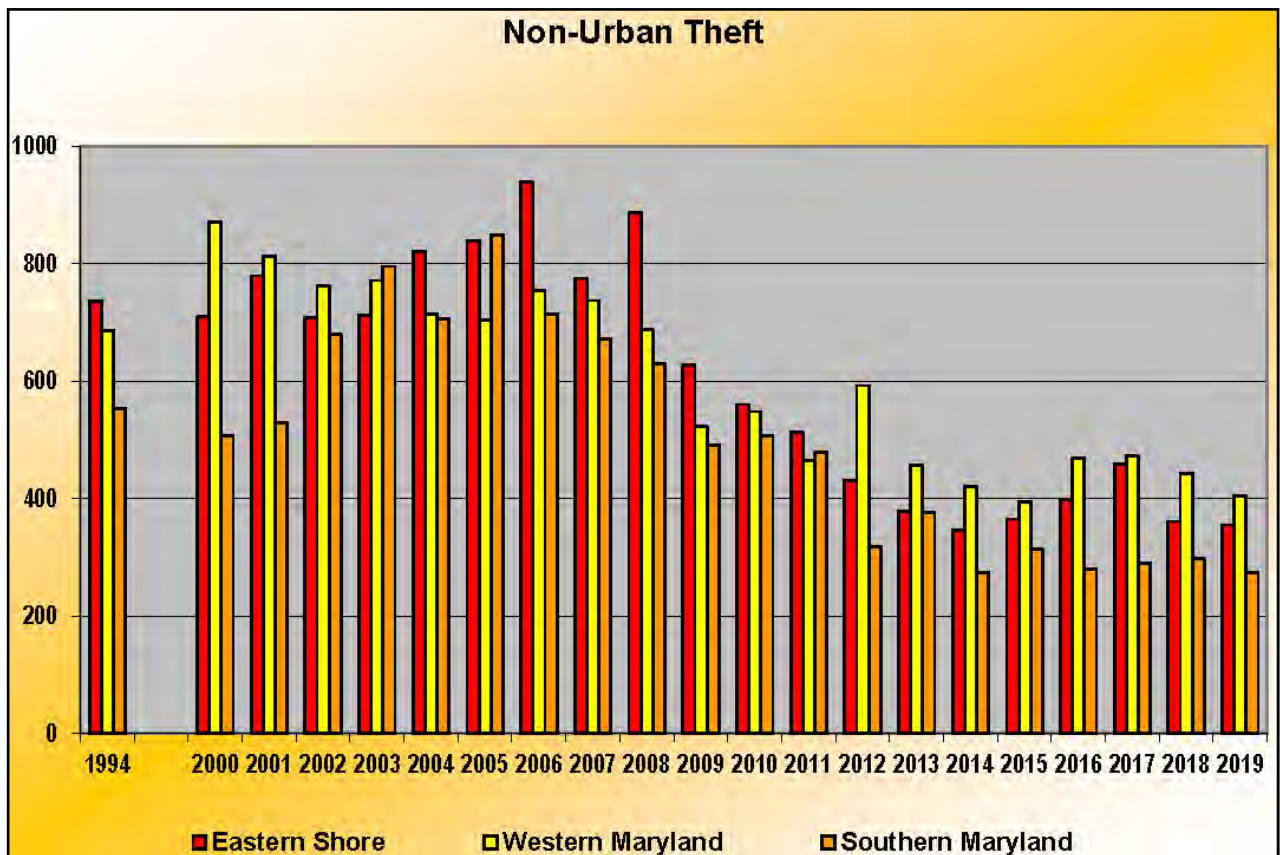
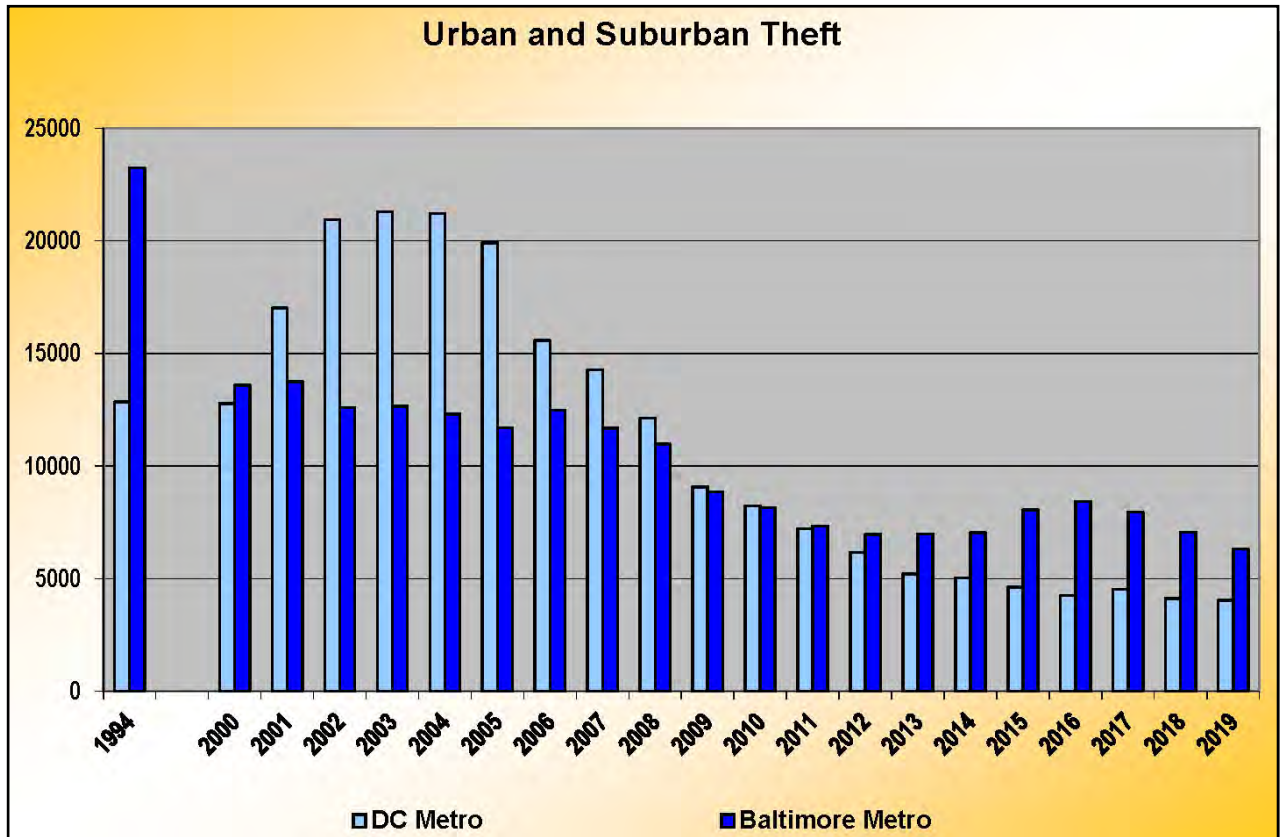
Carjackers look for the right opportunity.

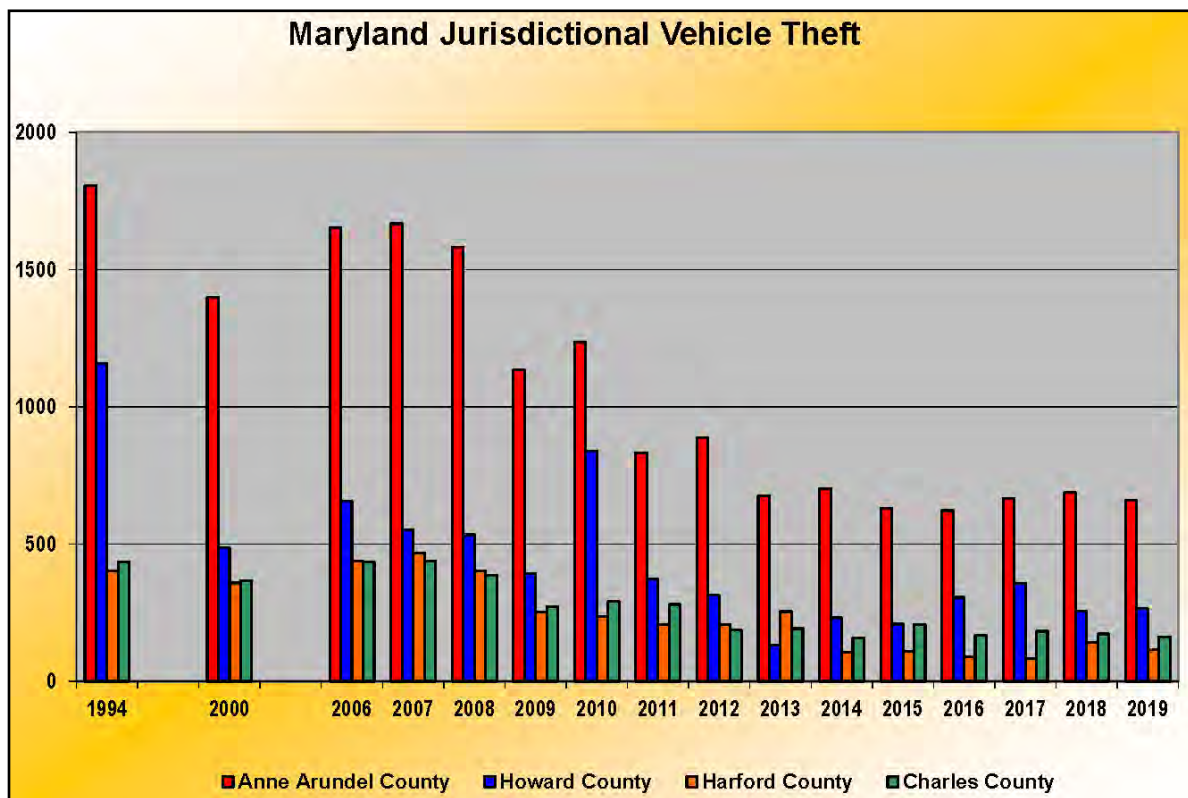
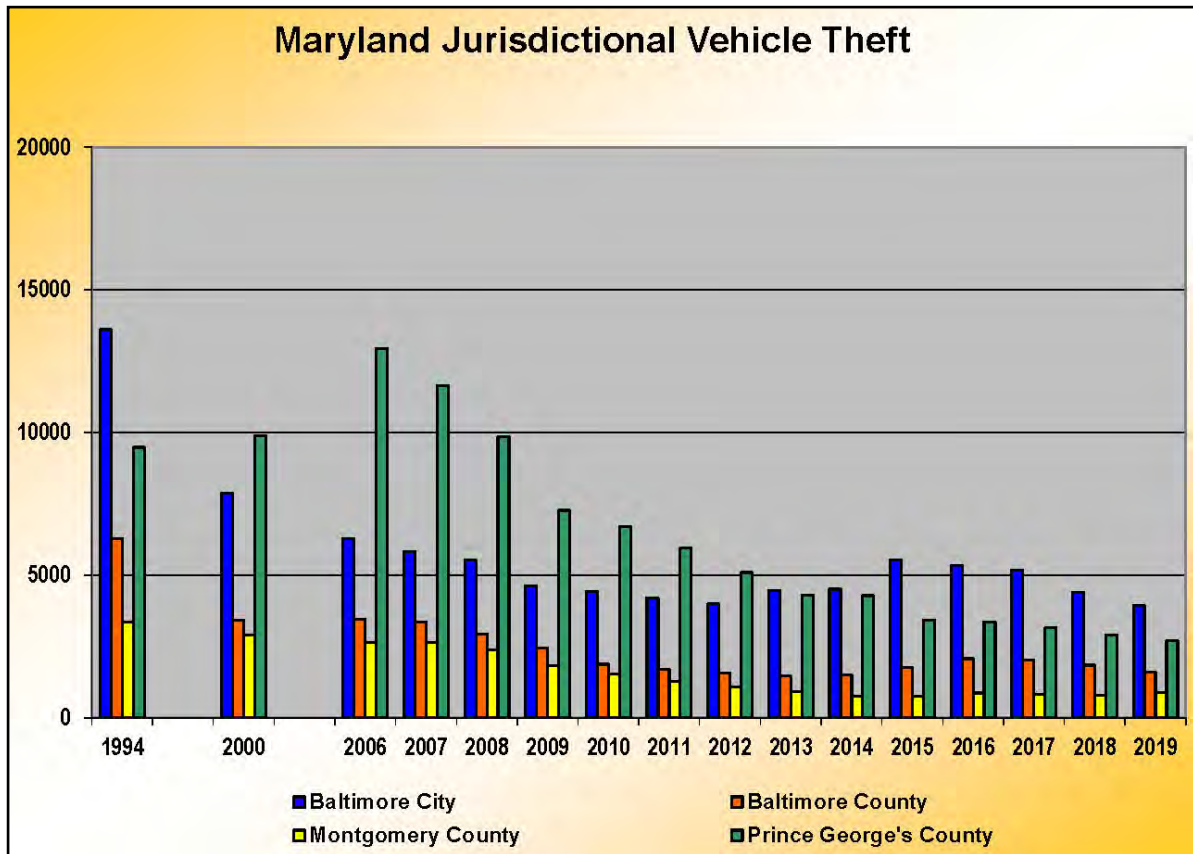


Generally, carjackers look for drivers slowing down, stopping or getting into or out of their vehicle.

That is why carjacking often occurs in parking lots and garages, at stop lights and signs and by the side of the road.

If you encounter a carjacker, surrender the vehicle without a fight. Carjacking is a serious and very dangerous situation. You can replace a car, but the life of every Maryland resident is precious.





STATEWIDE VEHICLE THEFT STRATEGIES

FOUR PART APPROACH

The Council has embraced a four-part programmatic approach based on efforts in other states which have proven effective in the prevention of vehicle theft.

PREVENTION / EDUCATION

Statistics estimate that in three out of four cases of auto theft, owners left the doors unlocked. In one out of four cases, keys were left in the ignition. Without prevention efforts and public support, law enforcement alone cannot effectively prevent vehicle thefts in Maryland.

Public education campaigns and prevention training programs can increase individual awareness of the cost of vehicle theft, provide tips for vehicle owners to prevent thefts, and demonstrate the savings that preventative measures yield. The Council encourages prevention programs that promote public awareness and provide public training in the preventative measures.

In an effort to assure maximum effectiveness and statewide coverage of a prevention campaign, the Council encourages programs covering multiple jurisdictions. Partnerships promoting vehicle theft prevention programs between local law enforcement agencies and community organizations are strongly promoted. All law enforcement grants are required to have a prevention component.

DETECTION AND APPREHENSION

The Council encourages detection and apprehension programs by specifically allocating funds to law enforcement agencies. Vehicle theft detection and apprehension programs include community involvement programs, detection training programs, and enhancements to information-gathering programs. Vehicle theft often transcends jurisdictional boundaries; the Council, therefore, encourages law enforcement efforts covering multiple jurisdictional boundaries. An example of this is multi-agency vehicle theft enforcement teams. Multi-jurisdictional efforts may include municipalities, counties, regions, and community organizations.

PROSECUTION & CONVICTION

Prosecution and conviction of automobile thieves is one of the most important means of breaking vehicle theft rings and reducing the economic incentives of vehicle theft.

In the past, the prosecution of vehicle theft cases had a relatively low priority at both local and state levels because of four factors: staffs were limited and consumed with prosecution of violent crimes, vehicle theft is a property crime as opposed to a

personal crime, victims receive insurance compensation, and vehicle theft prosecutions are complex and expensive in comparison to resultant penalties. A special prosecutor to handle vehicle theft cases through both district and circuit courts is an effective method in achieving convictions.

The Council encourages prosecution and judicial programs designed to assist with the prosecution of persons charged with vehicle theft offenses, as well as efforts to implement legislative changes that

facilitate the prosecution of vehicle thieves and forfeiture of their property.

JUVENILE INTERVENTION

Because of the large percentage of juveniles involved in auto theft, the Council dedicates a percentage of funds to juvenile service agencies to develop programmatic initiatives with specific vehicle theft offense components. The funds will also be used to improve data collection to enhance research and analysis capabilities of juveniles involved in vehicle theft and related offenses. Schools may be an effective setting for presenting special vehicle theft programs to large groups of young people. Current study data indicates a need to influence juveniles in both middle and high schools about the consequences of vehicle theft.

The Council encourages prevention programs that promote public awareness and provide public training in the preventative measures.



THE COUNCIL'S IMPACT ON PREVENTING VEHICLE THEFT

Since its inception, the Maryland Vehicle Theft Prevention Council has been effective in its efforts to combat vehicle theft throughout the State of Maryland. The combination of public awareness, prevention and education has played an integral role in the decline in vehicle theft. By continuing to fund the council, this multi-faceted approach can continue to be applied and provide untold benefits towards the continued reduction of auto theft statewide.

ANTI-CAR THEFT COMMITTEE

In 1997, the Council organized the Maryland Anti-Car Theft Committee (ACT) as a public/private partnership between the Council, automobile insurance carriers, and other vehicle related organizations.

The ACT Committee was formally incorporated in Maryland as a 501(c)3 nonprofit tax exempt organization. The primary function of the ACT Committee is to organize and fund various public awareness/education/prevention programs throughout Maryland, thereby enhancing and broadening the base of the Council's efforts. The Council continues to partner with the ACT Committee.

In 2000, ACT expanded its area of responsibility to include the District of Columbia, becoming the MD-DC ACT Committee. The MD-DC ACT Committee assists the Council in promoting public awareness campaigns around the state.

"WATCH YOUR CAR"

In October 1997, Maryland was awarded a Department of Justice, Bureau of Justice Assistance grant to launch the national "Watch Your Car" program. Maryland was one of the first seven states to be at the forefront of this national vehicle theft prevention program. The "Watch Your Car" initiative allows motor vehicle owners to voluntarily display a reflective decal on their vehicles to alert police that the vehicle is not normally driven between the hours of 1 a.m. and 5 a.m. If the vehicle is observed being operated during these hours, the owner has consented to having the vehicle stopped by police anywhere in the United States. Police can then ensure that the vehicle is not stolen.

This program is totally voluntary and at no cost to the participants. Similar decal programs throughout the country have proven successful. This program was officially implemented in August of 1998. Currently, there are approximately 40,000 Maryland motorists registered in the program with law enforcement agencies participating statewide..

"The Regional Auto Theft Task force benefited by receiving funds to purchase much needed equipment. We were able to purchase Berla which has been an incredible tool to not only solve but to also enhance many investigations. In addition, we were able to enhance the safety of our street operations squad by purchasing level 3 ballistic vests. Our task force was also able to purchase a trailer to assist with the seizure of stolen motorcycles as well as the transportation of our "bait bike" (motorcycle). VTPC funding literally is the reason we are able to operate so effectively. Even with the current pandemic, we were able to put on our Basic Vehicle Investigators training. We had attendees from multiple law enforcement agencies which benefits the entire region. Public awareness is an important factor in combatting motor vehicle theft crimes. To this end, RATT continued to educate the public about vehicle theft and related crimes and how to prevent them. Though auto theft was down due to the pandemic, the Regional Auto Theft Task Force was still able to recover 1,205 vehicles and make 494 arrests. Our Carjacking Unit (part of RATT) was able to clear over 75% of their assigned cases. This far exceeds the national average."

*Lt. Matthew Smith
Baltimore County Police Department
Baltimore Regional Auto Theft Team (RATT)*



2020 ANNUAL REPORT

MARYLAND VEHICLE THEFT PREVENTION COUNCIL

COUNCIL WEBSITE www.mdautotheft.org

Our website is directed at providing vehicle theft prevention data and an interactive link to the public and numerous other vehicle theft prevention organizations nationwide.



Vehicle Theft By The Numbers

721,885 The number of cars stolen in the United States in 2019.

11,255 The number of cars stolen in the State of Maryland in 2019.

95% The percentage of stolen vehicles that had no apparent anti-theft devices.

66% The percentage of vehicle thefts that occur at night.

60% The percentage of stolen vehicles that were unlocked.

50% The percentage of stolen vehicles that had the keys inside the vehicle.

22% The percentage of stolen vehicles that are not recovered.

45 The number of seconds between each auto theft in the United States.

40 The number of minutes between each auto theft in the State of Maryland.

FACT:

Brochures like these, translated into Spanish, have helped the Maryland Vehicle Theft Prevention Council raise awareness throughout the state.

**Detenga
el robo
de autos**

**La llave para
prevenir los robos
está en sus manos**



CONSEJO DE PREVENCIÓN
DE ROBO DE AUTO
DE MARYLAND

"LA LLAVE
ESTÁ
EN
SUS
MANOS"

Larry Hogan, Gobernador
Boyd K. Rutherford, Vice Gobernador

MDAutoTheft.org

**Robo de
pertenencias
dentro del auto**

**No las deje a la vista o
las perderá
Elimine la posibilidad**



**¡Detenga
el robo de auto!**

CONSEJO DE PREVENCIÓN
DE ROBO DE AUTOS
DE MARYLAND

"LA LLAVE
ESTÁ
EN
SUS
MANOS"

Larry Hogan, Gobernador
Boyd K. Rutherford, Vice Gobernador

MDAutoTheft.org

**Robo de autos
...Ud. puede perder
mucho más que
su vehículo.**



Evite el robo de autos!

CONSEJO DE PREVENCIÓN
DE ROBO DE AUTOS
DE MARYLAND

"LA LLAVE
ESTÁ
EN
SUS
MANOS"

Larry Hogan, Gobernador
Boyd K. Rutherford, Vice Gobernador

MDAutoTheft.org

VEHICLE THEFT FACTS AND TIPS

Did you know?

- ◆ In 2019, there were 11,255 motor vehicles stolen in Maryland.
- ◆ A vehicle theft occurs every 40 minutes in Maryland.
- ◆ In approximately 50 percent of the vehicles stolen, keys were left in the vehicles.
- ◆ It is estimated that 60 percent of the vehicles stolen were not locked.
- ◆ 1,850 individuals were arrested for vehicle theft in 2019.
- ◆ Juveniles represented 29.6 percent of the arrests for vehicle theft in Maryland.
- ◆ Approximately 25 to 40 percent of the cost of comprehensive auto insurance is due to auto theft.
- ◆ National surveys reveal that 33 percent of drivers left their car while it was running.
- ◆ Driver error is to blame in 40 to 50 percent of vehicle thefts (keys in ignition, key fobs left in vehicles, windows down, unlocked doors).

Protect yourself and your car!

- ◆ You hold the key! Lock your car and take the key.
- ◆ Use anti-theft devices such as alarms, kill switches, steering wheel and brake locking devices, or recovery systems.
- ◆ Park in well-lit and heavily traveled areas.
- ◆ Park with wheels turned toward the curb.
- ◆ Lock vehicle doors upon entering.
- ◆ Do not hide spare keys in or under the vehicle, they can be easily found.
- ◆ Never leave a vehicle title, driver's license, or any type of owner identification in the glove box.
- ◆ Place valuables out of sight; for SUV's utilize a cargo cover.

Lock Your Car, Take Your Keys/Fobs, Hide Your Valuables!





IN WORDS & PICTURES



Maryland State Police Troopers impounded a motorcycle involved in a collision. The registration plates did not belong to that motorcycle and the vehicle identification number was removed. The Auto Theft Unit was contacted and identified the stolen motorcycle allowing the driver to be charged with several auto theft charges.




*Photo & Text Courtesy of
John D. Vanhoy
First Sergeant/ Assistant Commander
Maryland Department of State Police
CED/ Special Investigation Section
Maryland State Apprehension Team/
US Marshal's- Capital Area Regional
Fugitive Task Force*

2020 ANNUAL REPORT

MARYLAND VEHICLE THEFT PREVENTION COUNCIL



Vehicle parts from a stolen Chevrolet Tahoe were discovered on a salvaged Cadillac Escalade. Through further investigation, the stolen Chevrolet was located and recovered.



*Photos & Text Courtesy of
John D. Vanhoy
First Sergeant/ Assistant Commander
Maryland Department of State Police
CED/ Special Investigation Section
Maryland State Apprehension Team/
US Marshal's- Capital Area Regional
Fugitive Task Force*

2020 ANNUAL REPORT

MARYLAND VEHICLE THEFT PREVENTION COUNCIL



A multi-jurisdictional (MD, PA, NY) operation to apprehend auto theft suspects. Vehicles were purchased online with synthetic and stolen identities to complete the purchases. A stolen Mercedes G Wagon, Rolls Royce and Jeep Grand Cherokee were recovered totaling over \$350,000.



*Photos & Text Courtesy of
John D. Vanhoy
First Sergeant/ Assistant Commander
Maryland Department of State Police
CED/ Special Investigation Section
Maryland State Apprehension Team/
US Marshal's- Capital Area Regional
Fugitive Task Force*



Multi-jurisdiction search warrant stemming from an investigation involving a Metropolitan Transit employee who was stealing company vehicles. A stolen dirt bike, CDS and a handgun were recovered.



Photos & Text Courtesy of
John D. Vanhoy
First Sergeant/ Assistant Commander
Maryland Department of State Police
CED/ Special Investigation Section
Maryland State Apprehension Team/
US Marshal's- Capital Area Regional
Fugitive Task Force





The Olde Mill Foundation continues the effort of educating youth on the consequences of getting involved in vehicle theft. Our Law Enforcement Partner for the year has been Chief Anthony Ayers and the Cottage City Police Department. Photographed is the Law Enforcement Explorer Group of the Cottage City Police Department. The youth spend time with the Foundation's "C-PAC Youth Program" and learn to become involved in the community.

**Photo & Text Courtesy of
Phil Lee
Chairman
Olde Mill Foundation and The Community
Public Awareness Council (C-PAC)**



“The Maryland Vehicle Theft Prevention Council has provided opportunities for over a dozen students in the last several years to work with law enforcement to analyze patterns of vehicle theft and recovery efforts throughout the State of Maryland. It's an invaluable partnership that gives students a chance to work on real-world problems and share their awareness with peers while creating valuable products that support law enforcement's mission to protect and serve.”

**Luis Machado
GIS Development Manager
Washington College**





"YOU HOLD THE KEY" LOCK OUT CAR THEFT

MDA AUTO THEFT PREVENTION COUNCIL

Auto theft

PREVENTION TIPS



Auto theft prevention is common sense, but not common practice.

FOLLOW THESE SIMPLE TIPS to protect your vehicle and spare yourself the hassle and expense of having your car stolen.



STEP one : **LOCK YOUR CAR, TAKE YOUR KEYS, EVERY TIME.**

Develop good habits – consciously make the decision to double check that you have your keys as you walk away from the vehicle. No place is safe from theft, even your own driveway.

STEP TWO : **DO NOT LEAVE YOUR CAR UNLOCKED, RUNNING AND UNATTENDED.**

Whether you're just running out to grab a cup of coffee or warming the car up before leaving for work, it only takes a thief seconds to steal your car. It's illegal to leave a car running and unattended on a public road.

MDAUTOTHEFT.ORG

STEP THREE : **DON'T LEAVE VALUABLES IN YOUR CAR.** Leaving cell phones, mail, garage door openers, wallets, computers, or other valuables in the car attracts thieves. Leaving mail and sensitive information in your car also leaves you vulnerable to identity theft. Leaving your garage door opener can also invite burglary to your home.

IT ALL STARTS WITH A **STOLEN CAR**

The first step of vehicle crime & light-colored crime often begins with a stolen vehicle.



VEHICLE CRIME IS HIGH IMPACT CRIME

VEHICLE CRIME

Vehicle crime is the most common crime in a police jurisdiction and is the most costly. It is also the most common crime in a police jurisdiction. It is also the most common crime in a police jurisdiction.



MOTOR VEHICLES STOLEN IN 2019

Source: FBI UCR

721,885
459,395 Cars
100,113 Trucks/Buses
57,246 Other

HELP US!

Preventing your theft and other vehicle crimes can prevent major crime in your neighborhood. Take these steps:

REPORT IT 911

THE 911 STAFF CAN HELP YOU REPORT YOUR CRIME TO THE POLICE.

STOP VEHICLE CRIMES

DO NOT EVEN FOR A SECOND. Lock your car, lock your home, take your keys.

LOCK YOUR CAR, LOCK YOUR HOME, TAKE YOUR KEYS.

MDAUTOTHEFT.ORG

\$1,000 A YEAR PER FAMILY

\$80 BILLION

50,000

Airbags Stolen Each Year

Above statistic courtesy of www.NICB.org

"YOU HOLD THE KEY" LOCK OUT CAR THEFT

MDA AUTO THEFT PREVENTION COUNCIL



Photos Courtesy of
Elena Russo
Deputy Director
Office of Media Communications
Maryland State Police

HELP US!

Preventing auto theft and other vehicle crimes can prevent major crime in your neighborhood. Take these steps:

REPORT IT 911

If you see something suspicious, report it immediately.



HIDE YOUR STUFF

Leaving any items visible in your car is bait for thieves.



NOT EVEN FOR A SECOND

Never leave your car unlocked, running, and unattended.



**STOP VEHICLE
CRIMES**



LOCK YOUR CAR, LOCK YOUR HOUSE.

As many as 50% of stolen cars were left unlocked.



TAKE YOUR KEYS

Thieves know all of the hiding spots.



*Photo Courtesy of
Elena Russo
Deputy Director
Office of Media Communications
Maryland State Police*

VEHICLE CRIME IS HIGH IMPACT CRIME



VEHICLE CRIME:

A vehicle crime is any crime involving the theft as a whole or parts, fraudulent sale, purchase, insurance or identification, or burglary of a car, truck, motorcycle, tractor trailer, ATV, heavy equipment, any other motorized vehicle, or its contents.



mdautotheft.org



*Photo Courtesy of
Elena Russo
Deputy Director
Office of Media Communications
Maryland State Police*

2020 ANNUAL REPORT

MARYLAND VEHICLE THEFT PREVENTION COUNCIL

“The Northwest Citizens Patrol and the citizens of Northwest Baltimore applaud the Vehicle Theft Prevention Council for taking the lead in the fight against Auto Theft. You are making a significant impact in preventing auto thefts.”


*Neil Schachter
President, Northwest Citizens Patrol*



50% of Vehicles Stolen
Have the Keys Inside



*Photo Courtesy of
Elena Russo
Deputy Director
Office of Media Communications
Maryland State Police*



*Photos Courtesy of
Elena Russo
Deputy Director
Office of Media Communications
Maryland State Police*

2020 ANNUAL REPORT

MARYLAND VEHICLE THEFT PREVENTION COUNCIL



Recovery of \$250,000 in construction vehicles.



Recovered Can Am Ryker. Baltimore County theft, Baltimore City recovery.



*Photos and Text Courtesy of
Detective Sergeant Steven Sunderland
Baltimore County Police Department
Baltimore Regional Auto Theft Team (RATT)*



Recovered 2014 Porsche Cayman, stolen from Montgomery County in 2019 by ID theft. Suspect had obtained an engine and transmission from a Porsche 911 and placed them in the Cayman body. Vehicle was replated by the suspect. Suspect has been arrested multiple times over the past 2 decades throughout MD, VA, and DC for similar offenses.



2020 ANNUAL REPORT

MARYLAND VEHICLE THEFT PREVENTION COUNCIL



2019 Mercedes E Class recovered by RATT with an arrest. Vehicle was one of two taken by ID theft from the same Baltimore County dealership a few days earlier. Vehicle was valued at \$75,000. Total theft loss from the dealership was \$180,000.



A salvage vehicle lot found in West Baltimore. The guys here were dismantling salvage vehicle parts and placing them in containers for later export. No stolen cars were located here, but the amount of car parts and scrap was staggering. The entire 4 acre property soil was stained with oil and gas, as seen in the picture.

*Photos and Text Courtesy of
Detective Sergeant Steven Sunderland
Baltimore County Police Department
Baltimore Regional Auto Theft Team (RATT)*

2020 ANNUAL REPORT

MARYLAND VEHICLE THEFT PREVENTION COUNCIL



Recovered replated stolen Ford F350, converted to use as a tow truck by auto thief. Vehicle reported stolen from Baltimore County and recovered by RATT in Harford County.



Recovered 2019 Lamborghini Urus. Reported stolen in New York two days prior to recovery in Baltimore City by members of RATT. Vehicle was located in a warehouse and was to be shipped to West Africa.

*Photos and Text Courtesy of
Detective Sergeant Steven Sunderland
Baltimore County Police Department
Baltimore Regional Auto Theft Team (RATT)*

2019's HIGHEST Holiday Vehicle Thefts



1. 2,320 thefts New Year's Day

2.
Labor Day
2,222 thefts

3.
President's Day
2,204 thefts

4.
New Year's Eve
2,201 thefts

5.
Halloween
2,191 thefts

NICB
NATIONAL INSURANCE CRIME BUREAU

This image was created as part of a holiday campaign to raise awareness about vehicle theft. It was shared via social media across Instagram, Facebook and Twitter capturing thousands of views.



Photo & Text Courtesy of
Washington College GIS Program -
Social Media Team

"With the assistance and support of the Vehicle Theft Prevention Council, The Foundation has the ability to render help and education where it is most needed. The Council has been instrumental in our effort to prevent the Youth from engaging in auto theft and property crimes. Prince George's County sincerely appreciates the Partnership."

***Phil Lee
Executive Director
Olde Mill Foundation***



"Enhanced penalties and aggressive prosecution have proven to be effective strategies for combating professional criminals. As more repeat offenders are identified and more increasingly complex cases are presented for prosecution, it continues to be necessary to have a dedicated prosecutor and paralegal assigned to handle these cases to ensure that we can combat auto theft. The Baltimore County State's Attorney's Office relies heavily on the VTPC to be able to concentrate efforts on aggressive and successful prosecutions."

***Lauren A. Stone
Assistant State's Attorney
For Baltimore County***

"The Maryland Community Policing Institute is proud to participate with the Vehicle Theft Prevention Council in reducing the incidents of vehicle theft and other vehicle related crime across Maryland. Our Vehicle Theft Prevention Public Awareness Campaign provides materials and information to both the public at large and to local agencies and organizations as part of our crime prevention education mission. These efforts are designed to impact vehicle crime in two ways: to educate the public about vehicle crime and its pervasiveness in Maryland, and to provide citizens with information and tools to protect themselves from victimization. In this way the Maryland Community Policing Institute serves as a resource center for the entire State assisting the VTPC in its mission."

***Claude J. Nelson Jr.
Manager, Maryland Community Policing Institute
State D.A.R.E. Coordinator
Maryland Police and Correctional Training Commissions***



APPENDIX A

VEHICLE THEFT

Jurisdictions Receiving Council Assistance
*1994 vs. 2019

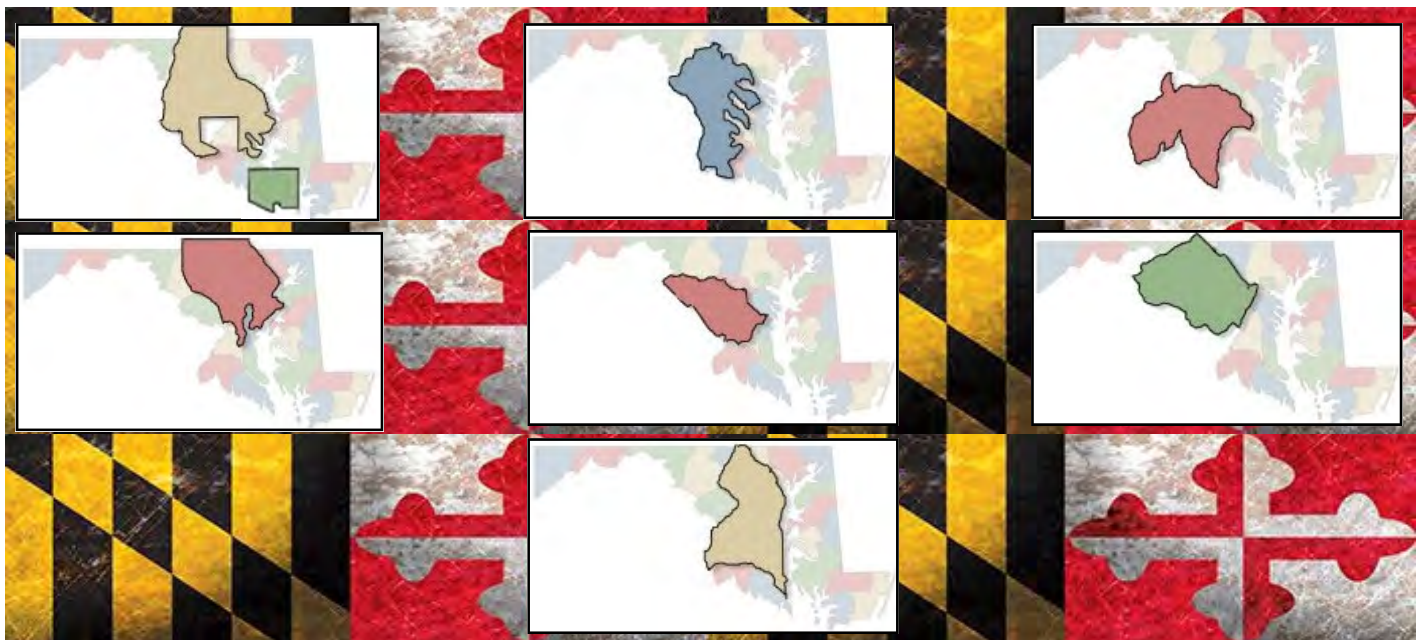


	1994	2019	+%
Baltimore County	6,289	1,602	-75%
Baltimore City	13,603	3,949	-71%
Anne Arundel County	1,806	659	-64%
Charles County	435	162	-63%
Harford County	403	116	-71%
Howard County	1,157	264	-77%
Montgomery County	3,370	888	-74%
Prince George's County	9,477	2,714	-71%
TOTAL	36,540	10,354	-72%
STATE-WIDE	38,194	11,255	-71%

Vehicle Theft Rates (Stolen Vehicles Per 100,000 Population - State-Wide)

*1994	763.00	
1999	492.00	-36%
2000	539.00	-29%
2003	661.00	-13%
2004	652.00	-15%
2005	679.00	-11%
2006	543.00	-29%
2007	505.00	-34%
2008	450.00	-41%
2009	344.20	-55%
2010	312.20	-59%
2011	275.70	-64%
2012	246.30	-68%
2013	226.50	-70%
2014	219.20	-71%
2015	225.80	-70%
2016	225.80	-70%
2017	224.00	-71%
2018	201.00	-74%
2019	186.20	-76%

* 1994 vs. succeeding years



APPENDIX B

VEHICLE THEFT

Multi-Jurisdictional Task Force Operations
Baltimore Regional Auto Theft Team (R.A.T.T.)



Vehicle Theft Statistics

	2000	2001	2002	2003	2004	2005	2006	2007	2008	2009	2010	2011	2012	2013	2014	2015	2016	2017	2018	2019
Baltimore County	3,418	3,297	3,491	3,341	2,936	3,024	3,429	3,332	2,878	2,443	1,880	1,710	1,572	1,463	1,499	1,770	2,070	2,029	1,847	1,602
Baltimore City	7,871	8,199	6,574	6,874	6,731	6,232	6,262	5,686	5,508	4,632	4,421	4,207	3,987	4,462	4,504	5,541	5,336	5,184	4,389	3,949
TOTAL	11,289	11,496	10,065	10,215	9,667	9,256	9,691	9,018	8,386	7,075	6,301	5,917	5,559	5,925	6,003	7,311	7,406	7,213	6,236	5,551

Source: MD UCR 2000 – 2019

Regional Auto Theft Team Accomplishments

	2000	2001	2002	2003	2004	2005	2006	2007	2008	2009	2010	2011	2012	2013	2014	2015	2016	2017	2018	2019	2020	Totals
Adults Arrested	1,053	913	933	845	923	872	851	768	772	606	625	499	431	324	423	533	548	517	527	511	365	13,839
Juveniles Arrested	156	188	171	189	135	154	134	124	138	78	66	49	44	65	72	101	100	163	257	169	129	2,682
Total Arrests	1209	1101	1104	1034	1058	1026	985	892	910	684	691	548	475	389	495	634	648	680	784	680	494	16,521
Recovered Vehicles	905	816	864	753	828	960	1,251	1,209	1,187	922	784	796	865	861	742	1,031	994	1,177	1,191	1,745	1,205	21,086
UCR*	6.05	5.42	5.79	5.12	5.47	5.93	8.32	8.17	8.01	6.00	4.82	4.85	5.21	5.14	4.83	6.21	7.63	9.07	10.01	14.67	10.71	147.42

* \$ in Millions based on average value of stolen vehicles

Historical UCR Values per Stolen Vehicle:

2019	\$8,886.00	2014	\$6,505.00	2009	\$6,505.00	2004	\$6,604.00
2018	\$8,407.00	2013	\$5,972.00	2008	\$6,751.00	2003	\$6,797.00
2017	\$7,708.00	2012	\$6,019.00	2007	\$6,755.00	2002	\$6,701.00
2016	\$7,680.00	2011	\$6,089.00	2006	\$6,649.00	2001	\$6,646.00
2015	\$6,019.00	2010	\$6,152.00	2005	\$6,173.00	2000	\$6,682.00



APPENDIX C

VEHICLE THEFT

Washington Area Vehicle Enforcement (WAVE)
Auto Theft Task Force



Unit Accomplishments Since April 2001

General Statistics:	2001	2002	2003	2004	2005	2006	2007	2008	2009	2010	2011	2012	2013	2014	2015	2016	2017	2018	2019	2020	TOTAL
Stolen Vehicles	13,670	16,991	17,628	18,482	17,242	12,944	11,646	9,743	7,266	6,700	5,943	5,092	4,293	3,431	4,278	2,818	3,086	2,644	2,261	2,375	168,533
Subjects Arrested:	371	521	650	546	662	612	383	425	328	131	79	165	107	152	295	265	284	265	175	301	6,717
Stolen Vehicles																					
Recovered:	349	404	560	523	579	1,278	872	1,048	763	468	404	444	379	491	587	657	540	536	491	546	11,919
Stolen Tags																					
Recovered:	42	46	55	92	153	187	95	86	101	48	10	19	22	22	34	34	24	20	21	23	1,134
Firearms Seized:	18	18	34	20	31	10	11	24	6	1	14	15	21	11	17	15	6	24	16	39	351
Amount of Heroin																					
Seized (g):	31.0	38.0	34.0	23.0	44.6	2.5	0	0	0	0	0	0	0	3,000	0	0	0	0	0	0	3,173.1
Amount of Cocaine																					
Seized (g):	204.2	187.7	209.0	161.9	236.6	33.9	30.4	39.7	29.6	3.3	6.2	22.8	51.7	460.1	145.1	12.9	15.5	91.6	118.0	23.0	2,083.2
Amount of Marijuana																					
Seized (g):	262.8	207.7	1,872.7	410.9	361.4	17.3	127.4	54.8	106.7	170.2	164.2	324.8	6,439.6	448.8	3,649.1	269.3	9,239.2	5,886.2	630.3	231.9	30,875.3
Amount of Ecstasy																					
Seized (pills):												2	114	4	361	34	0	0	0	0	515
Felony Warrants																					
Served:	24	36	58	39	81	41	21	62	24	20	87	43	46	37	60	40	69	66	27	21	902.0
Misdemeanor																					
Warrants Served:	34	59	22	27	26	29	26	40	28	29	5	24	10	27	15	21	30	36	7	17	512.0
Carjacked Vehicles																					
Recovered w/Arrest:	20	14	48	25	39	58	43	30	25	10	3	11	7	13	23	20	6	6	3	9	413.0
VIN Inspections:								398	400	509	1,140	1,649	978	899	1,504	6,573	1,587	2,246	3,314	3,663	24,860.0
Business Inspections:								23	43	57	43	64	39	21	16	22	22	31	35	18	434.0
Search Warrants:								5	11	18	54	95	84	45	59	54	51	45	110	161	792.0
Total Value of																					
Vehicles Recovered																					
\$ in Millions):	4.623	4.981	6.570	6.309	6.999	13.318	9.315	10.014	5.100	3.100	4.200	5.519	5.862	6.929	9.536	9.341	8.498	7.062	8.139	10.242	145.657



APPENDIX D

GRANT RECIPIENTS

Summary of Grant Recipients for
Fiscal Year 2021



Law Enforcement

Annapolis Police Department Auto Larceny Education Reduces Thefts

A highly motivated public education and awareness program directed at preventing and deterring vehicle theft and theft from vehicles.

FY 2021 Award: \$22,000

Anne Arundel County Police Department

Vehicle Theft Investigation, Prevention, Education, and Recovery (VIPER)

A comprehensive vehicle theft investigation, prevention, education, and recovery project to effectively reduce the serious vehicle theft activity in the county.

FY 2021 Award: \$60,000

Baltimore County Police Department (RATT)

Cracking Down on Auto Theft

Provides vehicle theft prevention and educational training, identifies repeat offenders, enhances prosecution, and establishes a multi-jurisdictional vehicle theft investigative task force with the Baltimore City Police Department and the Maryland State Police.

FY 2021 Award: \$385,000

Award includes both Auto Theft Reduction through Crime Analysis and Cracking Down on Auto Theft programs.

Charles County Sheriff's Office Vehicle Theft Project

Provides for a dedicated vehicle theft investigator, vehicle theft investigative training, and aggressive community prevention and education program.

FY 2021 Award: \$30,000

Department of Maryland State Police

Theft Reduction, Enforcement & Support

Provision of vehicle theft investigation and technical assistance to local law enforcement agencies, statewide vehicle theft enforcement program.

FY 2021 Award: \$140,000

Harford County Sheriff's Office Theft Reduction, Enforcement & Support

A comprehensive vehicle theft investigation, prevention, education, and recovery project to effectively reduce the serious vehicle theft activity in the county.

FY 2021 Award: \$20,000

Howard County Department of Police

Howard County Interagency Collaboration on Vehicle Theft Reduction

The formation of an interagency team dedicated to vehicle theft reduction by maximizing prevention, investigation, and prosecution efforts.

FY 2021 Award: \$68,000

Maryland Motor Vehicle Administration (MVA)

Stolen & Uninsured Vehicle Initiative

Target vehicle theft through the use of technology and relationships with established auto theft units.

FY 2021 Award: \$49,000

Montgomery County Police Department

Vehicle Theft Enforcement and Prevention Project


Implements a task-force approach to vehicle theft by creating a centralized vehicle theft investigative unit, encouraging prevention through public education, and proving crime analysis.

FY 2021 Award: \$160,000

Prince George's County Police Department - WAVE Team Vehicle Theft Prevention Initiative

Comprehensive program directed at law enforcement, support and participation in the Washington Area Vehicle Enforcement Team; Analyze stolen and recovered vehicle theft data and enhanced cooperation with prosecutor.

FY 2021 Award: \$380,000



APPENDIX D

GRANT RECIPIENTS

Summary of Grant Recipients for
Fiscal Year 2021



Prosecution

Baltimore City State's Attorney's Office

ACARS Conquering Auto Theft Recidivism Soon

Computer tracking and analysis of case prosecution of juvenile vehicle theft offenders and direct support to police efforts.

FY 2021 Award: \$51,000

Baltimore County State's Attorney's Office

A Comprehensive Enforcement and Prosecution Project

Intensive prosecution of repeat vehicle theft offenders and direct support to police efforts.

FY 2021 Award: \$120,000

Prince George's County State's Attorney's Office

Aggressive Auto Theft Prosecution: Applying Resources and Getting Results

Program directed at aggressive prosecution to improve conviction rates for adults and juveniles charged with vehicle theft and to get higher sentencing for convicted offenders.

FY 2021 Award: \$128,000

Juvenile

Olde Mill Foundation Auto Theft/Prevention/ Education and Information Initiative

Vehicle theft prevention program at the grassroots community level. Coordination with community police officers and juvenile intervention prior to the offense.

FY 2021 Award: \$25,000



Restorative Response Baltimore Building Community

Conferecing as an Effective Intervention for Juvenile Theft

Unique community justice intervention that includes victims, offenders, and their respective supporters in deciding how to best resolve the incident. Project targets young people who steal cars for the first time. Community conferencing helps offenders to understand the impact of their behavior which has shown to decrease the likelihood that it will happen again.

FY 2021 Award: \$30,000

Community Prevention

Maryland Community Crime Prevention Institute

Vehicle Theft Prevention Public Awareness Support

Supports the Vehicle Theft Prevention Council's public awareness campaign through the operation of the toll free hotline (1-800-96-THEFT) and distribution of brochures and other educational materials.

FY 2021 Award: \$22,000

Northwest Citizens Patrol Vehicle Theft Prevention Project

Promotes education and crime prevention by focusing on both offenders and vehicle owners. Tactics include educating vehicle owners through marketing and community seminars and deterring offenders through aggressive cooperation with prosecutors and delaying parole of offenders.

FY 2021 Award: \$30,000



Public Awareness

Vehicle Theft Prevention Council

Public Awareness Campaign

Promotes action to lower rates of auto theft statewide by establishing the best possible media themes and methods to increase public awareness and to educate citizens in vehicle theft prevention measures.

FY 2021 Award: \$49,000

Miscellaneous

Industry Merged with Police Against Car Theft (IMPACT)

Provides Basic, Advanced and Certification Training for Law Enforcement and Auto Insurance Special Investigation Units

FY 2021 Award: \$40,000

Washington College

Collect, analyze, and map data to better understand and develop strategies to reduce vehicle theft in Maryland.

FY 2021 Award: \$60,000



APPENDIX E

GRANT RECIPIENTS

Grant Award Analysis by Jurisdiction for
Fiscal Years 2018, 2019, 2020 and 2021



	FISCAL YEAR 2018 \$1,852,500.00 AWARDED	FISCAL YEAR 2019 \$1,869,000.00 AWARDED	FISCAL YEAR 2020 \$1,869,000.00 AWARDED	FISCAL YEAR 2021 \$1,869,000.00 AWARDED
ANNE ARUNDEL				
ANNE ARUNDEL COUNTY POLICE DEPT	\$60,000.00	\$60,000.00	\$60,000.00	\$60,000.00
ANNAPOLIS CITY POLICE DEPARTMENT	\$21,000.00	\$21,000.00	\$21,000.00	\$22,000.00
TOTAL	\$81,000.00	\$81,000.00	\$81,000.00	\$82,000.00
% OF GRANT MONIES AWARDED	4.37%	4.33%	4.33%	4.33%
% OF VEHICLE THEFTS	4.92%	4.92%	5.66%	5.86%
% OF REGISTERED VEHICLES	10.99%	10.99%	11.27%	11.38%
BALTIMORE CITY				
BALTIMORE CITY STATE'S ATTORNEY	\$51,000.00	\$51,000.00	\$51,000.00	\$51,000.00
COMMUNITY CONFERENCING CENTER	\$20,000.00	\$30,000.00	\$30,000.00	\$30,000.00
NORTHWEST CITIZENS PATROL GROUP ¹	\$30,000.00	\$30,000.00	\$30,000.00	\$30,000.00
TOTAL	\$101,000.00	\$111,000.00	\$111,000.00	\$111,000.00
% OF GRANT MONIES AWARDED	5.40%	5.94%	5.94%	5.94%
% OF VEHICLE THEFTS	38.25%	38.25%	36.14%	35.09%
% OF REGISTERED VEHICLES	6.49%	6.49%	6.01%	5.67%
BALTIMORE COUNTY				
BALTIMORE COUNTY POLICE DEPARTMENT ²	\$350,000.00	\$350,000.00	\$380,000.00	\$385,000.00
BALTIMORE COUNTY STATE'S ATTORNEY	\$120,000.00	\$120,000.00	\$120,000.00	\$120,000.00
TOTAL	\$470,000.00	\$470,000.00	\$500,000.00	\$505,000.00
% OF GRANT MONIES AWARDED	25.37%	25.15%	26.75%	27.02%
% OF VEHICLE THEFTS	14.97%	14.97%	15.21%	14.23%
% OF REGISTERED VEHICLES	13.83%	13.83%	13.74%	13.41%
CHARLES COUNTY				
CHARLES COUNTY SHERIFF'S OFFICE	\$30,000.00	\$30,000.00	\$30,000.00	\$30,000.00
% OF GRANT MONIES AWARDED	1.62%	1.61%	1.61%	1.61%
% OF VEHICLE THEFTS	1.21%	1.21%	1.42%	1.44%
% OF REGISTERED VEHICLES	2.98%	2.98%	3.02%	3.03%
HARFORD COUNTY				
HARFORD COUNTY SHERIFF'S OFFICE	\$30,000.00	\$29,000.00	\$20,000.00	\$20,000.00
% OF GRANT MONIES AWARDED	1.62%	1.55%	1.07%	1.07%
% OF VEHICLE THEFTS	0.62%	0.62%	1.18%	1.03%
% OF REGISTERED VEHICLES	4.87%	4.87%	4.88%	4.76%



APPENDIX E

GRANT RECIPIENTS

Grant Award Analysis by Jurisdiction for
Fiscal Years 2018, 2019, 2020 and 2021



	FISCAL YEAR 2018 \$1,852,500.00 AWARDED	FISCAL YEAR 2019 \$1,869,000.00 AWARDED	FISCAL YEAR 2020 \$1,869,000.00 AWARDED	FISCAL YEAR 2021 \$1,869,000.00 AWARDED
HOWARD COUNTY				
HOWARD COUNTY POLICE DEPARTMENT	\$125,000.00	\$105,000.00	\$65,000.00	\$68,000.00
% OF GRANT MONIES AWARDED	6.74%	5.62%	3.48%	3.64%
% OF VEHICLE THEFTS	2.63%	2.63%	2.10%	2.35%
% OF REGISTERED VEHICLES	5.32%	5.32%	5.42%	5.54%
MONTGOMERY COUNTY				
MONTGOMERY COUNTY POLICE DEPT	\$165,000.00	\$170,000.00	\$160,000.00	\$160,000.00
% OF GRANT MONIES AWARDED	8.91%	9.10%	8.56%	8.56%
% OF VEHICLE THEFTS	6.11%	6.11%	6.45%	7.89%
% OF REGISTERED VEHICLES	15.66%	15.66%	15.50%	15.77%
PRINCE GEORGE'S COUNTY				
PRINCE GEORGE'S CO. POLICE DEPT	\$350,000.00	\$350,000.00	\$380,000.00	\$380,000.00
PRINCE GEORGE'S CO. S/A OFFICE	\$90,000.00	\$90,000.00	\$90,000.00	\$128,000.00
OLDE MILL FOUNDATION	\$22,000.00	\$25,000.00	\$25,000.00	\$25,000.00
TOTAL	\$462,000.00	\$465,000.00	\$495,000.00	\$533,000.00
% OF GRANT MONIES AWARDED	24.93%	24.88%	26.48%	28.52%
% OF VEHICLE THEFTS	23.27%	23.27%	23.96%	24.11%
% OF REGISTERED VEHICLES	13.71%	13.71%	13.87%	14.00%
MARYLAND STATE AGENCIES				
MD STATE POLICE - Auto Theft Unit	\$136,000.00	\$136,000.00	\$140,000.00	\$140,000.00
MD COMMUNITY CRIME PREV. INST.	\$22,000.00	\$22,000.00	\$22,000.00	\$22,000.00
VEHICLE THEFT PREVENTION COUNCIL (PUBLIC AWARENESS COMMITTEE)	\$35,000.00	\$48,000.00	\$49,000.00	\$49,000.00
MD MOTOR VEHICLE ADMINISTRATION	\$96,000.00	\$96,000.00	\$96,000.00	\$49,000.00
TOTAL	\$289,000.00	\$302,000.00	\$307,000.00	\$260,000.00
% OF GRANT MONIES AWARDED	15.60%	16.16%	16.43%	13.91%
MISCELLANEOUS				
INDUSTRY MERGED WITH POLICE AGAINST CAR THEFT (IMPACT)	\$37,000.00	\$40,000.00	\$40,000.00	\$40,000.00
WASHINGTON COLLEGE	\$62,500.00	\$66,000.00	\$60,000.00	\$60,000.00
TOTAL	\$99,500.00	\$106,000.00	\$100,000.00	\$100,000.00
% OF GRANT MONIES AWARDED	5.37%	5.67%	5.35%	5.35%

¹ GRANT MONIES AWARDED TO COMMUNITY VEHICLE THEFT PREVENTIONS PROGRAMS IN BALTIMORE CITY.

² INCLUDES GRANT MONIES TO SUPPORT THE BALTIMORE CITY/BALTIMORE CO. COMBINED REGIONAL AUTO THEFT TEAM (R.A.T.T.)

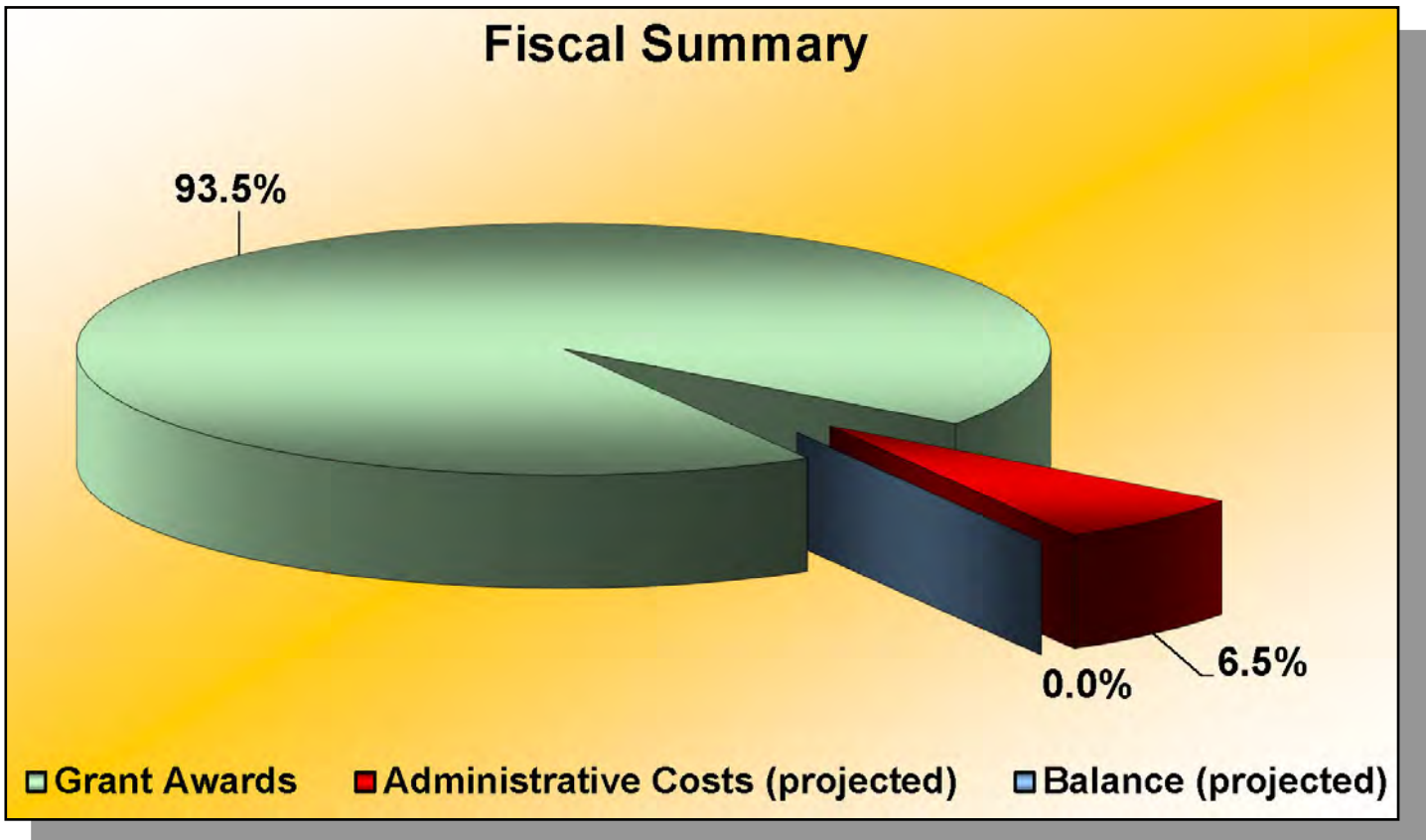


FISCAL SUMMARY

Vehicle Theft Prevention Council
Fiscal Year 2021 (July 1, 2020 - June 30, 2021)



Funding Available	\$2,000,000
Grant Awards	\$1,869,000
Administrative Costs (Projected)	\$130,830
<hr/>	
Total Disbursement (Projected)	\$1,999,830
Balance (Projected)	\$170



APPENDIX G

JURISDICTION DATA

Percentages by Jurisdiction
Fiscal Year 2020 (July 1, 2019 - June 30, 2020)



JURISDICTION	Registered Vehicles CY2020	% of Total Registered Vehicles	Total 2020 Vehicle Theft	Jurisdiction's % of Total Thefts in State	% of Registered Vehicles Stolen
Allegany County	60,551	1.17%	61	0.54%	0.10%
Anne Arundel County	586,982	11.38%	659	5.86%	0.11%
Baltimore County	691,845	13.41%	1,602	14.23%	0.23%
Calvert County	98,349	1.91%	40	0.36%	0.04%
Caroline County	38,335	0.74%	18	0.16%	0.05%
Carroll County	185,749	3.60%	72	0.64%	0.04%
Cecil County	98,524	1.91%	143	1.27%	0.15%
Charles County	156,153	3.03%	162	1.44%	0.10%
Dorchester County	33,638	0.65%	29	0.26%	0.09%
Frederick County	253,839	4.92%	116	1.03%	0.05%
Garrett County	33,105	0.64%	5	0.04%	0.02%
Harford County	245,395	4.76%	116	1.03%	0.05%
Howard County	285,699	5.54%	264	2.35%	0.09%
Kent County	22,114	0.43%	5	0.04%	0.02%
Montgomery County	813,579	15.77%	888	7.89%	0.11%
Prince George's County	722,509	14.00%	2,714	24.11%	0.38%
Queen Anne's County	58,257	1.13%	28	0.25%	0.05%
St. Mary's County	116,160	2.25%	71	0.63%	0.06%
Somerset County	20,557	0.40%	4	0.04%	0.02%
Talbot County	44,642	0.87%	9	0.08%	0.02%
Washington County	142,199	2.76%	151	1.34%	0.11%
Wicomico County	95,023	1.84%	89	0.79%	0.09%
Worcester County	59,729	1.16%	30	0.27%	0.05%
Baltimore City	292,633	5.67%	3,949	35.09%	1.35%
Statewide	3,903	0.08%	30	0.27%	0.77%
GRAND TOTAL	5,159,469	100.00%	11,255	100.00%	0.22%

*MD MVA

APPENDIX H

VEHICLE THEFT

Maryland Vehicle Thefts
*1994, 1999, 2005, 2015 - 2019



COUNTY	1994	1999	2005	2015	2016	2017	2018	2019	% Change			
										1994-99	2018-19	2005-19
ALLEGANY	75	78	57	49	44	46	57	61	4%	7%	7%	-19%
ANNE ARUNDEL	1,806	1,418	1,524	629	622	667	688	659	-21%	-4%	-57%	-64%
BALTIMORE CITY	13,603	7,255	6,232	5,541	5,336	5,184	4,389	3,949	-21%	-10%	-37%	-71%
BALTIMORE COUNTY	6,289	2,953	3,046	1,770	2,073	2,029	1,847	1,602	-21%	-13%	-47%	-75%
CALVERT	48	89	86	37	41	57	48	40	85%	-17%	-53%	-17%
CAROLINE	38	65	51	18	27	34	18	18	71%	0%	-65%	-53%
CARROLL	169	165	170	52	65	82	93	72	-2%	-23%	-58%	-57%
CECIL	160	153	278	123	153	143	140	143	-4%	2%	-49%	-11%
CHARLES	435	272	627	207	167	182	173	162	-21%	-6%	-74%	-63%
DORCESTER	47	53	77	51	41	70	25	29	13%	16%	-62%	-38%
FREDERICK	258	252	197	110	118	104	107	116	-2%	8%	-41%	-55%
GARRETT	32	25	19	9	14	10	15	5	-22%	-67%	-74%	-84%
HARFORD	403	359	359	108	90	84	143	116	-21%	-19%	-68%	-71%
HOWARD	1,157	704	544	208	306	357	255	264	-21%	4%	-51%	-77%
KENT	17	17	24	3	6	6	2	5	0%	150%	-79%	-71%
MONTGOMERY	3,370	2,667	2,671	768	872	828	784	888	-21%	13%	-67%	-74%
PRINCE GEORGE'S	9,477	8,619	17,242	3,431	3,371	3,154	2,910	2,714	-21%	-7%	-84%	-71%
QUEEN ANNE'S	39	61	48	21	16	21	19	28	56%	47%	-42%	-28%
SAINT MARY'S	70	75	142	69	71	50	76	71	7%	-7%	-50%	1%
SOMERSET	29	36	27	11	13	17	10	4	24%	-60%	-85%	-86%
TALBOT	54	43	26	14	14	14	10	9	-20%	-10%	-65%	-83%
WASHINGTON	152	258	261	175	227	230	171	151	70%	-12%	-42%	-1%
WICOMICO	231	218	205	96	96	114	103	89	-6%	-14%	-57%	-61%
WORCESTER	121	120	101	28	32	39	34	30	-1%	-12%	-70%	-75%
STATEWIDE	114	112	56	36	32	31	29	30	-2%	3%	-46%	-74%
MARYLAND	38,194	26,067	34,070	13,564	13,847	13,553	12,146	11,255	-32%	-10%	-64%	-68%

■ Jurisdictions receiving Vehicle Theft Prevention Council assistance.

The Vehicle Theft Prevention Council and Vehicle Theft Prevention Fund was established in 1994. The first Vehicle Theft Prevention Grants were awarded in 1995. Here are the effects:

Vehicle Thefts:		Variance		Economic Savings*
1994	2019			
38,194	11,255	-26,939	-68%	\$239,379,954.00

* Based on 2019 UCR Value of \$8,886.00 per Vehicle

APPENDIX

VEHICLE THEFT

National Vehicle Thefts Totals
1994, 2014 - 2019



	2019	Totals	2018	Totals	2017	Totals	2016	Totals	2015	Totals	2014	Totals	1994	Totals
1	CA	141,757	CA	155,211	CA	168,391	CA	176,756	CA	170,993	CA	151,852	CA	308,205
2	TX	77,489	TX	69,817	TX	68,041	TX	69,056	TX	67,485	TX	68,546	NY	128,873
3	FL	39,048	FL	41,165	FL	42,914	FL	43,135	FL	40,661	FL	42,579	FL	127,186
4	WA	24,402	WA	27,677	WA	28,796	WA	32,286	WA	26,867	WA	30,647	TX	110,753
5	GA	23,776	GA	24,760	GA	26,263	GA	26,801	GA	26,482	GA	26,854	IL	66,218
6	CO	22,113	CO	21,673	CO	21,861	MI	20,176	IL	17,652	MI	21,157	MI	62,304
7	MO	21,072	TN	20,439	IL	20,881	IL	19,910	OH	17,229	OH	18,015	PA	54,153
8	TN	19,180	OH	19,909	OH	20,253	OH	19,667	MO	16,999	AZ	17,587	NJ	52,164
9	IL	18,775	MO	19,815	MO	19,921	CO	19,611	AZ	16,785	IL	17,451	OH	47,413
10	OH	18,672	IL	19,593	MI	19,573	AZ	18,421	CO	16,000	MO	16,357	AZ	43,467
11	AZ	18,151	AZ	19,139	AZ	19,058	MO	18,295	MI	15,764	NY	15,736	MA	42,348
12	NC	18,061	NC	17,632	TN	18,524	NC	15,306	NY	15,313	IN	13,861	GA	39,312
13	MI	17,744	MI	17,451	OR	17,140	TN	15,119	MD	13,564	NC	13,630	MD	38,194
14	OR	15,185	OR	16,556	NC	15,798	IN	14,731	IN	13,519	MD	13,146	TN	28,994
15	SC	14,975	IN	15,328	IN	15,401	NY	14,392	NC	13,435	PA	13,040	WA	28,743
16	IN	13,723	SC	14,332	SC	14,257	SC	13,920	SC	12,970	SC	12,902	MO	27,038
17	OK	13,378	OK	13,289	MD	13,568	MD	13,847	TN	12,870	TN	12,599	LA	26,219
18	NY	12,704	NY	13,137	NY	13,410	OR	13,193	PA	12,134	CO	12,574	IN	25,011
19	AL	12,577	PA	13,116	PA	12,985	NV	13,180	NJ	11,778	NJ	11,705	OR	21,764
20	PA	12,390	AL	13,112	AL	12,841	PA	13,047	NV	11,351	OK	10,583	NC	21,342
21	NV	11,260	MD	12,137	NV	12,812	OK	12,155	WI	10,985	NV	10,185	CT	20,167
22	MD	11,259	NV	11,904	OK	12,251	NM	11,743	OR	10,547	AL	10,141	WI	18,321
23	MN	11,217	LA	11,536	NJ	12,170	AL	11,723	OK	10,450	WI	9,919	VA	18,289
24	LA	10,716	NJ	11,037	NM	11,772	NJ	11,328	AL	10,335	LA	9,891	OK	15,461
25	NJ	10,336	VA	10,778	LA	10,962	LA	10,339	LA	9,741	OR	9,549	CO	14,365
26	VA	10,269	KY	10,261	KY	10,244	WI	9,958	UT	8,707	MN	8,367	MN	14,355
27	KY	10,196	NM	10,179	VA	10,172	KY	9,886	NM	8,526	MA	8,260	AL	14,000
28	NM	8,957	MN	10,128	MN	9,979	VA	9,788	VA	8,111	VA	7,665	SC	13,184
29	AR	7,420	WI	8,634	UT	9,529	UT	9,388	MA	8,069	UT	7,298	NV	11,065
30	WI	7,385	KA	7,844	WI	9,468	MN	8,728	MN	7,981	KA	6,906	MS	10,810
31	KA	7,279	UT	7,728	KA	7,846	MA	8,058	KY	7,782	KY	6,318	KY	8,558
32	UT	6,738	CT	7,383	MA	7,540	AR	7,155	KA	6,957	NM	6,290	KS	8,383
33	MA	6,132	AR	7,113	CT	7,309	CT	7,107	CT	6,338	CT	6,110	NM	8,350
34	CT	5,964	MA	6,606	AR	7,253	KA	6,937	HI	5,779	AR	5,601	DC	8,261
35	MS	5,747	HI	5,649	IA	5,579	HI	5,654	AR	5,772	PR	4,639	AR	7,726
36	HI	5,254	NE	4,874	HI	5,269	IA	4,983	IA	4,342	MS	4,519	HI	6,383
37	IA	5,142	IA	4,687	NE	5,203	NE	4,725	MS	4,243	NE	4,455	NE	6,236
38	NE	4,985	MS	4,300	MS	4,631	MS	4,324	PR	4,074	IA	4,151	UT	5,689
39	PR	3,667	AK	3,996	AK	4,258	PR	3,787	NE	4,001	HI	3,879	RI	5,183
40	AK	2,617	PR	3,707	PR	3,594	AK	3,057	DC	3,264	DC	3,783	IA	5,096
41	WV	2,419	MT	2,796	WV	3,002	DC	2,973	MT	2,418	MT	2,043	AK	3,275
42	MT	2,377	DC	2,593	MT	2,592	MT	2,743	WV	2,239	WV	1,896	WV	3,274
43	DC	2,333	WV	2,519	DC	2,587	WV	2,509	AK	2,046	RI	1,833	DE	2,945
44	ND	1,792	ID	1,964	ID	2,146	ID	2,077	ID	1,871	AK	1,739	MT	2,450
45	SD	1,756	ND	1,775	ND	1,773	ND	1,964	ND	1,583	ID	1,661	NH	2,302
46	DE	1,604	RI	1,531	RI	1,483	RI	1,596	RI	1,389	ND	1,514	ID	2,210
47	ID	1,571	SD	1,524	SD	1,383	DE	1,520	SD	1,188	DE	1,267	ME	1,776
48	RI	1,358	DE	1,476	DE	1,369	SD	1,502	DE	1,181	SD	1,007	ND	964
49	NH	893	NH	869	NH	915	NH	871	NH	891	NH	857	SD	872
50	ME	726	WY	839	ME	793	WY	800	ME	814	ME	799	VT	862
51	WY	713	ME	777	WY	779	ME	775	WY	592	WY	603	WY	771
52	VT	298	VT	253	VT	194	VT	282	VT	178	VT	244	PR	

APPENDIX J

VEHICLE THEFT

Vehicle Theft Rate Per 100,000 Residents
1994, 2014 - 2019



2019	RATE	2018	RATE	2017	RATE	2016	RATE	2015	RATE	2014	RATE	1994	RATE
NM	427.2	AK	541.9	AK	575.6	NM	564.3	DC	485.5	DC	574.1	DC	1449.3
CO	384.0	NM	485.8	NM	563.8	CA	450.3	CA	436.8	WA	434.0	AZ	1066.7
HI	371.1	HI	397.7	NV	427.3	NV	448.3	NM	408.9	CA	391.3	CA	980.6
NV	365.6	OR	395.1	CA	425.9	WA	443.0	HI	403.7	NV	358.7	FL	911.5
OR	360.0	CA	392.4	OR	413.7	DC	436.5	NV	392.7	NM	301.6	MD	763.0
CA	358.8	NV	392.3	CO	389.9	AK	412.1	WA	374.7	HI	273.3	NV	759.4
AK	357.7	CO	380.5	WA	388.8	HI	395.8	CO	293.2	OK	272.9	NY	709.3
MO	343.3	DC	369.1	DC	372.8	CO	354.0	UT	290.6	MO	269.8	OR	705.2
OK	338.1	WA	367.3	HI	369.1	OR	322.3	MO	279.4	SC	267.0	MA	701.0
DC	330.6	OK	337.0	MO	325.9	OK	309.8	AK	277.1	GA	266.0	NJ	660.0
WA	320.5	MO	323.4	OK	311.7	UT	307.7	OK	267.2	AZ	261.3	MI	656.1
SC	290.8	TN	301.9	UT	307.2	MO	300.3	SC	264.9	TX	254.3	CT	615.8
TN	280.9	SC	281.9	SC	283.8	SC	280.6	OR	261.8	UT	248.0	LA	607.6
TX	267.2	KA	269.4	TN	275.8	AZ	265.8	GA	259.2	OR	240.5	TX	602.6
NE	257.7	AL	268.3	AZ	271.6	MT	263.1	AZ	245.8	KA	237.8	IL	563.5
AL	256.5	AZ	266.9	NE	271.0	GA	259.9	TX	245.7	NE	236.8	TN	560.3
KA	249.9	MT	263.2	KA	269.3	ND	259.1	KA	238.9	AK	236.0	GA	557.2
AZ	249.4	NE	252.6	AL	263.4	NE	247.8	NE	234.1	CO	234.8	HI	541.4
AR	245.9	LA	247.6	GA	251.8	TX	247.8	TX	247.8	MD	225.8	MD	219.2
ND	235.2	UT	244.5	MT	246.7	AL	241.1	AL	212.7	FL	214.0	AK	540.4
LA	230.5	TX	243.2	AR	241.4	AR	239.4	NE	211.0	MI	213.5	RI	519.9
KY	228.2	AR	236.0	TX	240.4	KA	238.6	ND	209.1	LA	212.7	MO	512.3
GA	223.9	GA	235.4	ND	234.7	TN	227.3	LA	208.6	IN	210.1	NM	504.8
MT	222.4	ND	233.5	LA	234.0	KY	222.8	IN	204.2	AL	209.1	WA	500.5
UT	210.2	KY	229.6	IN	231.0	IN	222.1	FL	200.6	ND	204.7	OK	474.6
IN	203.8	IN	229.1	KY	230.0	LA	220.8	TN	195.0	MT	199.6	PA	449.3
MN	198.9	CT	206.7	MD	224.2	FL	209.3	AR	193.8	TN	192.4	IN	434.8
SD	198.5	MD	200.9	FL	204.5	MI	203.2	WI	190.3	AR	188.8	OH	427.1
MS	193.1	FL	193.3	CT	203.7	CT	198.7	CT	176.5	RI	173.7	DE	417.1
MD	186.2	MN	180.5	MI	196.5	MD	196.7	KY	175.9	WI	172.3	MS	405.0
FL	181.8	MI	174.6	MN	178.9	SD	173.6	MI	158.9	WI	172.3	CO	392.9
MI	177.7	SD	172.7	IA	177.4	WI	172.3	OH	148.4	CT	169.9	NE	384.2
NC	172.2	OH	170.3	OH	173.7	OH	169.3	OH	148.4	OH	155.4	WI	360.5
CT	167.3	NC	169.8	WV	165.3	DE	159.7	MN	145.4	MN	153.3	SC	359.8
DE	164.7	IL	153.8	WI	163.4	IA	159.0	MS	141.8	MS	150.9	AL	331.8
IA	163.0	DE	152.6	IL	163.1	MN	158.1	IA	139.0	KY	143.2	KS	328.2
OH	159.7	IA	148.5	SD	159.0	IL	155.5	SD	138.4	NC	137.1	AR	315.0
IL	148.2	WI	148.5	MS	155.2	RI	151.1	IL	137.3	IL	135.5	MN	314.3
WV	135.0	WY	145.2	NC	153.8	NC	150.8	NC	133.8	DE	135.4	NC	301.9
RI	128.2	RI	144.8	DE	142.3	MS	144.7	NJ	131.5	IA	133.6	UT	298.2
WI	126.8	MS	144.0	RI	140.0	WV	137.0	RI	131.5	DE	124.9	MT	286.2
WY	123.2	WV	139.5	NJ	135.1	WY	136.6	DE	124.9	PR	130.7	VA	279.1
VA	120.3	VA	126.5	WY	134.5	NJ	126.6	WV	121.4	MA	122.5	KY	223.6
NJ	116.4	NJ	123.9	ID	125.0	ID	123.4	MA	118.8	SD	118.0	NH	202.5
PR	114.8	PR	116.0	VA	120.1	MA	118.3	PR	117.3	WY	103.2	ID	195.1
PA	96.8	ID	112.0	MA	109.9	VA	116.4	ID	113.1	PA	102.0	IA	180.1
MA	89.0	PA	102.4	PR	107.7	PR	111.0	WY	101.0	VA	96.8	WV	179.7
ID	87.9	MA	95.7	PA	101.4	PA	102.1	VA	96.8	PA	94.8	WY	162.0
NH	65.7	NY	67.2	NH	68.1	NY	72.9	PA	94.8	NY	77.4	VA	92.1
NY	65.3	NH	64.1	NY	67.6	NH	65.3	NY	77.4	NY	79.7	NH	79.7
ME	54.0	ME	58.1	ME	59.4	ME	58.2	NH	67.0	NH	64.6	NY	64.6
VT	47.8	VT	40.4	VT	31.1	VT	45.1	ME	61.2	ME	60.1	ME	60.1
								VT	28.4	VT	38.9	SD	120.9

Source: FBI UCR (2019)

FACT:

Materials like these brochures have helped the Maryland Vehicle Theft Prevention Council raise awareness throughout the state.

Lock Out Car Theft

The Key to
Preventing Theft
Is In **Your** Hands



MARYLAND
VEHICLE THEFT
PREVENTION COUNCIL

**"YOU
HOLD
THE
KEY"**

Larry Hogan, Governor
Boyd K. Rutherford, Lt. Governor

MDAutoTheft.org

Carjacking

...you can lose
more than just
your vehicle.



Lock Out Car Theft!

MARYLAND
VEHICLE THEFT
PREVENTION COUNCIL

**"YOU
HOLD
THE
KEY"**

Larry Hogan, Governor
Boyd K. Rutherford, Lt. Governor

MDAutoTheft.org

A PARTNERSHIP IN LAW ENFORCEMENT



...in their own words.

“Funds provided by the MVTPC allow IMPACT Training to support continuing training for officers, from introduction to vehicle crime trends for patrol officers, to advanced classes for seasoned auto theft investigators. In addition to focusing on Law enforcement training, IMPACT works to improve the communication between law enforcement and the private sector. A recent example would be IMPACT'S support of an interactive financial fraud training class provided by our regional National Insurance Crime Bureau (NICB) trainer to law enforcement with participation by auto dealership personnel. This type of cross over training and network building would not exist in Maryland without the support of the MVTPC. “

*Joe Asplen
IMPACT Training Inc.*

“The Baltimore County State’s Attorney’s Office was able to benefit from receiving the grant funds from the VTPC by being able to provide the salary and fringe benefits for one Assistant State’s Attorney as well as one paralegal. These two employees make up our Auto Theft/Carjacking unit and we would not be able to have funding in our general budget for these two positions if it was not for help from the VTPC grant. Three goals that were achieved by the Baltimore County State’s Attorney’s Office and made Baltimore County a safer place are as follows:

1. Provided training to Baltimore County Police Department regarding effective investigation of auto thefts.
2. Utilizing a tracking system to collect information and track auto theft repeat offenders, which enabled more aggressive prosecution of auto theft offenders, specifically repeat offenders.
3. Working closely with the Regional Auto Theft Task Force Investigative Unit to investigate and aggressively prosecute auto theft rings, chop shops, as well as those individuals/groups stealing vehicles by fraud.”

*Lauren A. Stone
Assistant State’s Attorney For Baltimore County*

“The VTPC grant funding recently enabled the Anne Arundel County Police to covertly outfit the Auto Theft detective vehicles with state of the art LPR technology. The detectives can now rapidly scan for stolen vehicles in higher crime areas without being noticed by potential car thieves.”

*Sgt. Matt Evans
Anne Arundel County Police
Economic Crimes Unit, Criminal Investigations Division*

“Our organization uses the grant funds to fund two VIN inspectors and an analyst who assists with tracking stats and offenders. We also use funds to purchase equipment that is not budgeted in our organization’s funding scheme. More public awareness surrounding jump ins or vehicles left running with the keys in the ignition. Better communication between our task force and surrounding jurisdictions who are also experiencing a rise in motor vehicle thefts. The ability to place personnel and equipment in place to assist in reducing the number of carjackings occurring in the Washington Metropolitan area.”

*Lieutenant Jordan Swonger
Commander, Auto Crimes
Washington Area Vehicle Enforcement
Prince George’s County Police*

“The Northwest Citizens Patrol is very thankful to the Vehicle Theft Prevention Council for the grant. The NWCP has a small budget comparative to other organizations of the same size. The \$30,000 grant that we receive is a significant amount of the NWCP budget. The NWCP has hundreds of volunteers who volunteer over 100,000 hours Per year in crime prevention. This \$30,000 is leveraging those hundred thousand volunteer hours. Everyone will agree that this is a great investment. The Main goal of the NWCP through this grant has been auto theft prevention. Any literature that we disseminate to the public whether print or email, will have an important message that addresses auto theft. Anytime we have a public forum discussing crime, we will always mention car theft. The NWCP is a firm believer that when you continually broadcast a message, people will sooner or later hear the message and take note. Auto theft prevention has been one of those messages.”

*Neil Schachter
President
Northwest Citizens Patrol*

"Grant funding provides the Maryland Community Policing Institute with a dedicated staff member one day each week to provide VTP services for client agencies, officers, and citizens. It also provides funding for the acquisition, warehousing and distribution of VTP literature and promotional materials for the Vehicle Theft Awareness Campaign. The Maryland Community Policing Institute provided public awareness information in the way of printed brochures and promotional items imprinted with the VTPC logo and taglines to local law enforcement and community groups to be distributed to citizens throughout Maryland. Vehicle Theft Prevention is included in the education and training we provide to law enforcement as well as citizen groups. Our staff responded to phone and email inquiries to provide technical support for Vehicle Crime information."

*Claude J. Nelson Jr.
Manager, Maryland Community Policing Institute
Maryland Police and Correctional Training Commissions*

The key to preventing
vehicle theft *is* in
your hands.



Lock your car.
Take the key.
Use an anti-theft device.
Participate in the Maryland
“Watch Your Car” Program.



Maryland
Vehicle Theft Prevention Council
1201 Reisterstown Road
Pikesville, MD 21208
1-800-96-THEFT
www.MDAutoTheft.org